



World Wide  
Technology

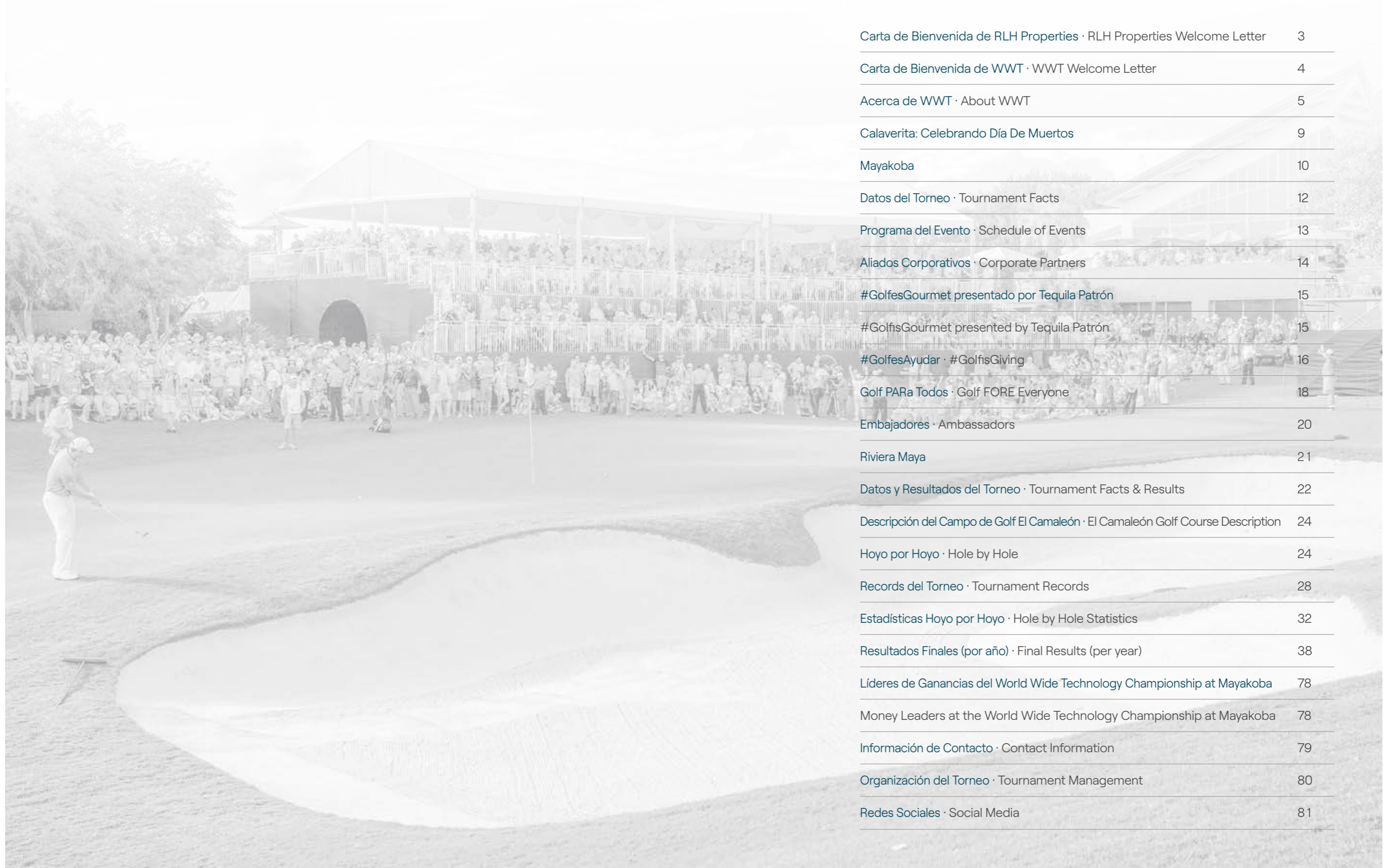
Championship at [mayakoba](#)



Official Event

# **MEDIA HANDBOOK 2022**

# ÍNDICE TABLE OF CONTENTS



Carta de Bienvenida de RLH Properties · RLH Properties Welcome Letter	3
Carta de Bienvenida de WWT · WWT Welcome Letter	4
Acerca de WWT · About WWT	5
Calaverita: Celebrando Día De Muertos	9
Mayakoba	10
Datos del Torneo · Tournament Facts	12
Programa del Evento · Schedule of Events	13
Aliados Corporativos · Corporate Partners	14
#GolfesGourmet presentado por Tequila Patrón	15
#GolfesGourmet presented by Tequila Patrón	15
#GolfesAyudar · #GolfesGiving	16
Golf PARa Todos · Golf FORE Everyone	18
Embajadores · Ambassadors	20
Riviera Maya	21
Datos y Resultados del Torneo · Tournament Facts & Results	22
Descripción del Campo de Golf El Camaleón · El Camaleón Golf Course Description	24
Hoyo por Hoyo · Hole by Hole	24
Records del Torneo · Tournament Records	28
Estadísticas Hoyo por Hoyo · Hole by Hole Statistics	32
Resultados Finales (por año) · Final Results (per year)	38
Líderes de Ganancias del World Wide Technology Championship at Mayakoba	78
Money Leaders at the World Wide Technology Championship at Mayakoba	78
Información de Contacto · Contact Information	79
Organización del Torneo · Tournament Management	80
Redes Sociales · Social Media	81

# ¡BIENVENIDOS A MAYAKOBA!

## WELCOME TO MAYAKOBA!



## ¡BIENVENIDO A MAYAKOBA!

En nombre de RLH Properties y de toda la familia Mayakoba, es nuevamente un honor daros la más cordial bienvenida a la 16ª edición de nuestro evento dentro del PGA TOUR. Este año, me da mucha alegría compartiros, que después de dos años de celebrar nuestro torneo a puerta cerrada – debido a la pandemia por el COVID-19 –, damos la bienvenida de nuevo al público.

*¡Los amantes del golf y de Mayakoba podrán volver a disfrutar presencialmente de este increíble evento!*

El entorno de Mayakoba – uno de los resorts más espectaculares del mundo –, sus hoteles, su campo de golf El Camaleón – obra maestra de su diseñador Greg Norman –, la excelencia del PGA TOUR y, sobre todo, la calidez de la hospitalidad mexicana, han hecho que este torneo, el WWT Championship at Mayakoba, sea un evento que no solo cambió la historia del golf en México, sino que además es uno de los más atractivos para los participantes, sus familias y los millones de amantes del golf. Sin duda Mayakoba es golf, pero es también mucho más: una combinación perfecta de lujo, deporte, respeto al medio ambiente y apoyo a la comunidad, lo que lo convierte también en un referente de sostenibilidad en el mundo.

Nos sentimos honrados de poder celebrar este evento de la mano de WWT nuevamente, como nuestro patrocinador titular, y muy contentos de que, el hermoso deporte del golf y la afinidad en valores empresariales y personales, nos permitan sumar no solo a WWT, sino a otros valiosos aliados. En este sentido, quiero reconocer el apoyo del Consejo de Promoción Turística de Quintana Roo, Tequila Patrón, Ciudad Mayakoba, Mercedes Benz, Rolex y Scotiabank. Adicionalmente, quiero agradecer a los más de 2,500 miembros que integran la familia Mayakoba ya que, gracias a su arduo trabajo, excelencia y hospitalidad, conseguimos ofrecer experiencias únicas y recuerdos inolvidables a todos nuestros huéspedes y visitantes.

Nos espera una semana espectacular, disfrutando de la pasión del golf y de todo lo que este paraíso en la Riviera Maya ofrece. Me hace mucha ilusión recibirlos y espero disfrutéis de una estancia extraordinaria. Un fuerte abrazo.

## WELCOME TO MAYAKOBA!

On behalf of RLH Properties and the entire Mayakoba family, it is once again an honor to extend to you the warmest welcome to the 16th edition of our PGA TOUR event. This year, we are happy to welcome our fans back to the grounds after two years of being unable to receive spectators due to the COVID-19 pandemic.

*Fans of Golf and Mayakoba will once again be able to enjoy this incredible event in person!*

Mayakoba is one of the most spectacular resorts in the world. The hotels, the El Camaleón golf course, the excellence of the PGA TOUR and, above all, the warmth of Mexican hospitality combine to make the World Wide Technology Championship at Mayakoba an event that not only changed the history of golf in Mexico, but also one of the most attractive for the participants, their families, and millions of golf lovers around the world. Mayakoba is undoubtedly a golf resort, but it is also much more: a perfect combination of luxury, sport, respect for the environment and support for the community, making it a benchmark for sustainability in the world.



We are honored once again to celebrate this event hand-in-hand with our title sponsor World Wide Technology and very happy that the beautiful sport of golf and the affinity for business and personal values allow us to add not only WWT, but other valuable partners.

I would like to specifically acknowledge the support of the Quintana Roo Tourism Promotion Council, Tequila Patrón, Ciudad Mayakoba, Mercedes Benz, Rolex and Scotiabank. Additionally, I want to thank the more than 2,500 members that make up the Mayakoba family. It is their hard work, excellence, and hospitality, that allows us to offer unique experiences and unforgettable memories to all our guests and visitors.

We look forward to a spectacular week with you, enjoying the passion of golf and everything that paradise in the Riviera Maya has to offer. I am very excited to welcome you and I hope you enjoy an extraordinary stay. Regards,

**BORJA ESCALADA,**

Member of the Board of Directors, Chairman of the Executive Committee  
And CEO RLH Properties.



## ¡Bienvenidos a el World Wide Technology Championship at Mayakoba situado en la hermosa Riviera Maya!

No faltan paralelismos entre el golf y los negocios. Ya sea en el campo de golf o en la sala de juntas, los líderes deben alinear la estrategia con la ejecución, evaluar su entorno competitivo, tener presente la recompensa a corto plazo contra el riesgo a largo plazo y visualizar el éxito.

El World Wide Technology Championship at Mayakoba ha sido pionero en llevar el deporte del golf a la comunidad latinoamericana y sigue siendo un campeón de la diversidad y la inclusión para el PGA TOUR. Estamos increíblemente orgullosos de apoyar este evento y a la comunidad local mientras continuamos con la tradición de tener un impacto positivo.

Mayakoba es una parada favorita para los mejores jugadores del mundo y sus familias cada año, y es fácil ver por qué. El Club de Golf El Camaleón cuenta con un poco de todo: selvas de manglares, canales de piedra caliza e impresionantes vistas frente al mar.

Mientras contemplan todas las impresionantes escenas que Mayakoba tiene para ofrecer y presencian el golf en su máxima expresión, los aliento a recordar lo que sucede más allá del campo: brindar un cambio positivo a todos los que participan en este evento, crear caminos hacia la prosperidad económica para las comunidades desatendidas, celebrar el poder de la diversidad y la inclusión y apreciar el papel que desempeña la transformación digital para mejorar el mañana.

Y, por supuesto, un sincero agradecimiento a ustedes, nuestros invitados, por su continuo apoyo y colaboración.



¡A pegarle fuerte y recto!

**Jim Kavanaugh**  
Co-Fundador y CEO  
World Wide Technology

## Welcome to the World Wide Technology Championship at Mayakoba in beautiful Riviera Maya!

There's no shortage of parallels between golf and business. Whether on the golf course or in the board room, leaders must align strategy with execution, assess their competitive environment, weigh short-term reward against long-term risk, and visualize success.

The World Wide Technology Championship at Mayakoba has been a pioneer in bringing the sport of golf to the Latin American community and remains a champion of diversity and inclusion for the PGA TOUR. We are incredibly proud to support this event and the local community as we continue the tradition of making a positive impact.

Mayakoba is a favorite stop for the world's top players and their families each year, and it's easy to see why. The El Camaleón Golf Club features a bit of everything — mangrove jungles, limestone canals and oceanfront stretches with stunning views.

As you take in all the breathtaking scenes Mayakoba has to offer and witness golf at its finest, I encourage you to remember what happens beyond the course — bringing positive change to all who engage with this event, creating pathways to economic prosperity for underserved communities, celebrating the power of diversity and inclusion, and appreciating the role digital transformation plays in a better tomorrow.

And, of course, a heartfelt thank you to you — our guests — for your continued support and collaboration.

Here's to hitting 'em long and straight,

**Jim Kavanaugh**  
Co-Founder and CEO  
World Wide Technology



# Our focus is your future

We are obsessed with your success, which is often driven by technologies that align with our focus areas.



### Connected Workforce

Wireless & Mobility / SD-WAN  
Home / Branch Office  
Identity & Access  
SASE / SSE / ZTA  
Global Connectivity Strategy



### Cloud Platforms

FinOps / Cost Optimization  
Cloud Marketplace  
Private/Public/Hybrid Platform Stacks  
App & Workload  
Security / Cloud Migration



### Data Strategy

Enterprise Storage  
Data Management  
Data Protection / Cyber Recovery  
AI & Data Analytics  
Sustainability



### Automate Everything

Observability & AIOps  
DevOps  
Service Orchestration  
Automated Infrastructure



### Customer Experience

Purpose Built / Products & Platforms  
Unified Commerce  
Advanced Operational Intelligence  
Contact Center & Omnichannel Experiences



### Workforce Experience

End User Computing & Devices  
Productivity & Collaboration  
Endpoint Security  
Hybrid Work & Technology Strategy



### Cyber Security

Cyber Range  
Security Tools Rationalization  
Detection and Response  
Segmentation/ADM  
Cyber Resilience

## Enterprise architecture is key

We make complex technology choices easier to navigate through an over-arching, practical approach to Enterprise Architecture. We balance actionable projects with a dynamic, long-term strategy to accelerate decision making, modernize and optimize infrastructure in support of your business goals, and align business and IT leadership to create tech-enabled innovations and operating models.

# Experience first hand WWT's Advanced Technology Center (ATC) while attending the event.

Our ATC is a strategic resource to combat challenges associated with digital transformation – a technology playground that mitigates the risk inherent in solving complex business challenges with even more complex technology solutions.

- **Insight and intellectual capital that reaches into every sector of the economy.**
- **Industry-leading partnerships with the world's largest OEMs and technology companies.**
- **Independent and informed guidance with a customer-centric approach.**
- **Take a virtual tour of the ATC and talk with experts on the latest in business and technology.**



WWT is providing people with access to technical expertise via a radically simplified experience and without requiring extensive and costly training.

**Gartner.**

## A platform and ecosystem to make the right technology decisions faster

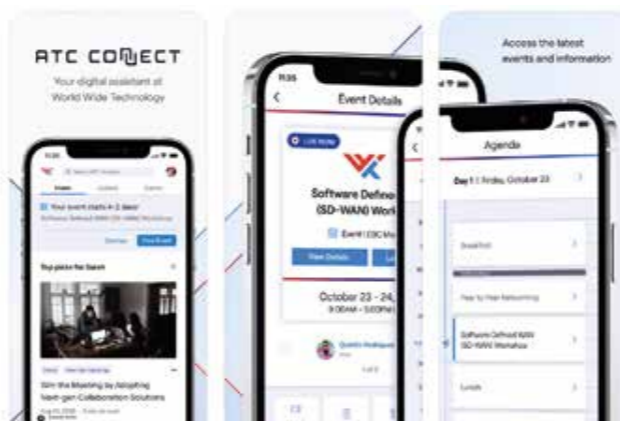
Our hyperscale innovation labs bring together the technology and knowledge of 200+ OEMs and thousands of IT professionals to create a collaborative ecosystem where your team can design, build, test and deploy integrated technology solutions.

Ideal for performance, functionality and architecture validation as well as product comparisons, our ATC de-risks and accelerates your solutions and offers an excellent platform for "up-skilling" resources thirsty for new skills and technology expertise.

**20,000** VMs in the ATC cloud  
**\$500M+** Infrastructure investment  
**500+** Rack capacity  
**600+** Pre-built capabilities  
**5,000+** Customer engagements



Scan the QR code to download ATC Connect and experience the power of the ATC anytime, anywhere.



# So much more than golf

At WWT, our ambition is to create a brighter future for all -- that includes our people and communities as much as it does our partners and customers. We are incredibly proud to support this event and the local community as we continue the tradition of making a positive impact.



## APGA Tour

WWT is the title sponsor of the Advocates Pro Golf Association (APGA) Player Development Program to prepare Black and other minority golfers to compete and win at the highest level of professional golf.



## Global Citizen

WWT is proud to work with Global Citizen as a campaign partner for Global Citizen Live, a 24-hour celebration of music and arts, as we seek to create a better world for all by defeating poverty, demanding equity and defending the planet.



## K'iin Beh

A portion of tournament proceeds will be given to K'iin Beh, a bilingual non-profit school for children from marginalized areas. K'iin Beh's mission to help students believe in themselves, their skills and capacities.



## Sustainability

We are partnering with the Mayakoba community and Mayakoba Sustainability Initiative to protect the region's natural beauty. The Mayakoba experience is one that demonstrates our commitment to building toward a more sustainable future.

## Find your passion at the Mayakoba University Career Day

We are passionate about improving our communities by creating a diverse pipeline of leaders through mentorship, training and development. We are therefore excited to be partnering with Tecmilenio and Anahuac universities and K'iin Beh school to help students discover the talents and interests that can shape their future careers.



**Career Discovery:** WWT mentors will spend time with students to identify their passions, strengths and aspirations, and align those ambitions to potential careers. By acting as advocates for students, we help bolster their confidence and ability to pursue their passion.

**Career Readiness:** Our Career Readiness Workshop helps students identify transferable skills, brand themselves on LinkedIn, bolster resume writing and understand the importance of networking, giving them a foundation to launch their careers.



# Make a new world happen<sup>SM</sup>

We are **thinkers** and **doers**. We provide services that span strategy through execution to help solve complex business and technology challenges, accelerating meaningful outcomes for our customers globally. Our approach is the direct result of a culture that champions the courage to embrace change and the spirit of innovation to make that change count.

## We are driven to support your organization's success

Throughout the last 30 years, we have partnered with some of the world's largest organizations and developed insight and intellectual capital that reaches into every aspect of enterprise technology, across every sector of the economy. Our track record of overcoming obstacles to advance digital transformation ensures you a trusted partner on which you can rely. We provide a healthy and agile culture, a vast portfolio of services, hyperscale innovation labs, and a sophisticated global supply chain. **We create new realities for our customers.**

## Our greatest innovations: our people and our culture

Our employees drive the results you want. Our team is committed to your success. Our company culture is reflected in our core values, our Integrated Management & Leadership Program, and our Diversity & Inclusion initiatives. These are principles we live by. They shape who we are and how we interact with each other, with our partners and with you.

## DIVERSITY & INCLUSION

INTEGRATED MANAGEMENT AND LEADERSHIP

 Minority-owned, privately held for 30 years	 8,000+ employees globally		 \$14.5B in annual revenue	 Global presence in 60+ countries
 Technology provider to more than 80% of Fortune 100 companies	 Award-winning culture, Great Place to Work 11 years in a row		A Top Partner with Cisco, HPE, Dell Technologies, NetApp, F5, VMware, Intel, Palo Alto Networks, Cohesity, Fortinet and many others	

WWT's founders, **Dave Steward** and **Jim Kavanaugh**

### Our Vision

To be the best technology solution provider in the world

### Our Mission

To create a profitable growth company that is also a great place to work for all

### Awards and recognition



Plus, more than one hundred awards from our partners, clients and communities recognizing our dedication to our company culture and the innovative work we do for our customers.



## CALAVERTITA A VIKTOR HOVLAND

UNA MAÑANA POR MAYAKOBA VIKTOR PASEABA CUANDO MENOS LO PENSABA A LA PATRONA SE TOPABA DETRÁS DE UN CENOTE ELLA SE ENCONTRABA MUY CONTENTA LE DIJO. CAMPEÓN. OTRO TÍTULO YA TE TOCABA VIKTOR SONRIENDO. CAMPEÓN SE VISUALIZABA PUES EN MAYAKOBA SU REINADO ADORABA SU LUCHA POR LA TRIPLIE CORONA ÉSTE RETOMABA CONTENTA LA CATRINA A VIKTOR APOYABA PUES SOLO LA MUERTE A VIKTOR SALUDABA.

## CALAVERTITA AL WWT CHAMPIONSHIP

EN NOVIEMBRE EN LA RIVIERA MAYA. EL MEJOR TORNEO SE DISPUTARÁ. Y EN SUS FECHAS. LA HUESUDA. SU VISITA AL CAMPO NO FALTARÁ. EL GRAN ESPECTÁCULO A LA CATRINA FASCINANTE LE RESULTARÁ. EL JUEGO DE SUS ESTRELLAS CON ALEGRÍA GOZARÁ. PUES HOYO POR HOYO LA PATRONA. EL CAMPO RECORRERÁ. CON GUSTO ELLA EN LA FIESTA DEL GOLE PARTICIPARÁ. SIN DUDA EL MEJOR TORNEO DE MÉXICO NO LA DECEPCIONARÁ. PUES ES. EL WORLD WIDE TECHNOLOGY CHAMPIONSHIP AT MAYAKOBA



FOR MORE INFORMATION ABOUT THIS BEAUTIFUL MEXICAN TRADITION. SCAN THE QR.



Mayakoba empezó como una visión, un sueño inspirado por exuberante naturaleza, el azul turquesa de sus aguas y su inigualable belleza natural, que lo convierten en un destino único y exclusivo en la Riviera Maya.

Se realizó una larga planeación con un equipo de talentosos biólogos, arquitectos y diseñadores, los cuales lograron no sólo la conservación del ecosistema sino un gran enriquecimiento de la flora y fauna de Mayakoba, creando canales de agua que aflorarían desde un manto freático.

13km de canales de agua cristalina rodeados por interminable vegetación, manglares y fauna silvestre crean conectividad entre los cuatro exclusivos hoteles, residencias y el espectacular campo de golf, El Camaleón.

El destino se distingue por su ecosistema de dunas, lagunas de agua dulce y manglares cuidadosamente mantenidos, albergando innumerables especies de peces, aves, reptiles y mamíferos.

Situado en la Riviera Maya, a sólo 10 minutos de Playa del Carmen y 30 minutos del aeropuerto internacional de Cancún, Mayakoba es sumamente accesible mientras mantiene su exclusividad y armonía con el medio ambiente.


Mayakoba started as a vision, a dream inspired by its blue skies and its emerald beauty creating a unique and exclusive destination in the Riviera Maya.

A team of talented biologists, architects and designers collaborated in the preservation of the flora and fauna of Mayakoba, surrounded by crystal clear canals and lush emerald jungles.

Eight miles of fresh water canals surrounded by mangroves and birds, connect the four exclusive resorts, residences and the stunning El Camaleón golf course.

This exclusive enclave is known for its dunes, mangroves and crystal clear waterways, creating a sanctuary for innumerable fish, birds, reptiles and mammals.

Located in the Riviera Maya only 10 minutes away from Playa del Carmen and 30 minutes from Cancun's International Airport, Mayakoba is very accessible while always maintaining its exclusivity and harmony with nature.



Un paraíso escondido que cuenta con 214 habitaciones, incluyendo 41 suites de lujo, así como cuatro restaurantes y bares únicos. Ofrece experiencias de lujo como dos piscinas al aire libre, el Naum Wellness & Spa o la playa de arena blanca del mar Caribe.

A hidden paradise with 214 rooms, including 41 luxury suites and four unique bars and restaurants. Enjoy some of the most luxury experiences like the sun-drenched two open-air pools, relaxing in the Naum Wellness & Spa or sitting on the white sand beach of the Caribbean Sea.



Banyan Tree Mayakoba nos ofrece una belleza casi mítica, donde antiguas civilizaciones se abrazan con la pasión de México, calmada por el toque apacible del lejano oriente. Con 140 villas privadas y el completamente nuevo Sands Beach Club, es perfecto para el romance, vacaciones familiares, eventos corporativos y celebraciones de bodas.

Banyan Tree Mayakoba is Riviera Maya's only all-pool villa resort, where ancient civilizations embrace each other and the passionate nature of Mexico is soothed by the gentle touch of the Far East. With 140 private villas and the brand new Sands Beach Club, it's the perfect setting for romance, family vacations, business events and wedding celebrations.



Descubra un destino idílico bordeado por la selva tropical, canales de agua navegables y una playa recientemente renovada. Golf, spa, paseos en bote, deportes acuáticos, gastronomía y más les aguardan para unas memorables vacaciones en la Riviera Maya. Un Fairmont Mayakoba completamente renovado está por llegar en 2022.

Discover an idyllic destination bordered by a pristine tropical jungle, navigable water canals and a recently renovated beach. Golf, spa, boat tours, watersports, inspired dining and more will set the stage for a memorable vacation in Riviera Maya. A fully renovated Fairmont Mayakoba is on its way for 2022.



Rodeado por el verde esmeralda de lagunas, manglares y playas vírgenes de arena blanca, Rosewood Mayakoba es un oasis para consentirse que ofrece 129 suites con piscinas privadas, solárium, duchas al aire libre, y los más bellos diseños y detalles en cada suite. En este resort mexicano de ultra lujo, los huéspedes disfrutaban de tranquilidad, comodidad y atención personalizada.

Built along winding emerald lagoons and a mile-long arc of pristine beach, Rosewood Mayakoba is an oasis of indulgence offering 129 suites with private plunge pools, rooftop sundecks, garden showers, and the finest in-room design and detail. In this ultra-luxury Mexican resort, guests enjoy tranquility, comfort and personalized attention.

# DATOS DEL TORNEO TOURNAMENTS FACTS

**CLASIFICACIÓN · CLASSIFICATION:**  
PGA TOUR FedExCup

**FECHA · DATE:**  
Nov. 3-6, 2022

**SEDE · VENUE:**  
Mayakoba Resort en Playa del Carmen  
localizado en la Riviera Maya  
Mayakoba Resort in Playa del Carmen  
located in the Riviera Maya region

**CAMPO · COURSE:**  
Club de Golf El Camaleón en Mayakoba  
El Camaleón Golf Club at Mayakoba

**PARTICIPANTES · FIELD:**  
132 jugadores profesionales del PGA TOUR  
132 PGA TOUR professionals

**PUNTOS FedExCup · FedExCup POINTS:**  
Asignación completa, 500 puntos para el  
campeón  
Full allotment, 500 points for first place

**CAMPEÓN DEFENSOR · DEFENDING  
CHAMPION:**  
Viktor Hovland 67-65-62-57-264 (-23)



## CAMPEONES ANTERIORES PREVIOUS CHAMPIONS

- 2007 · **Fred Funk**
- 2008 · **Brian Gay**
- 2009 · **Mark Wilson**
- 2010 · **Cameron Beckman**
- 2011 · **Johnson Wagner**
- 2012 · **John Huh**
- 2013 · **Harris English**
- 2014 · **Charley Hoffman**
- 2015 · **Graeme McDowell**
- 2016 · **Pat Perez**
- 2017 · **Patton Kizzire**
- 2018 · **Matt Kuchar**
- 2019 · **Brendon Todd**
- 2020 · **Viktor Hovland**
- 2021 · **Viktor Hovland**



# PROGRAMA DEL EVENTO SCHEDULE OF EVENTS



## MARTES · TUESDAY, NOV. 1

Rondas de práctica de los profesionales a lo largo del día.  
Professional practice rounds throughout the day.

**4:30 pm Ceremonia De Inauguración · Opening Ceremony**  
Hoyo 1 · 1st hole

## MIÉRCOLES · WEDNESDAY, NOV. 2

### COMPETENCIA PRO-AM · PRO-AM COMPETITION

**6:50 am - 8:51 am** Tee Times  
Salida de los hoyos 1 y 10 · 1<sup>st</sup> and 10<sup>th</sup> tees

**11:50 am - 1:18 pm** Tee Times  
Salida de los hoyos 1 y 10 · 1<sup>st</sup> and 10<sup>th</sup> tees

**8:00 pm Fiesta de Premiación Pro-Am - Pro-Am Awards Party**  
Ubicación · Location: MK Blue Banyan Tree Mayakoba  
Invitación Requerida · Invitation Required

## JUEVES · THURSDAY, NOV. 3

### PRIMERA RONDA DE LA COMPETENCIA PROFESIONAL FIRST ROUND OF PROFESSIONAL COMPETITION

**6:55 am** Tee Times aprox.  
Salida de los hoyos 1 y 10 · 1<sup>st</sup> and 10<sup>th</sup> tees

**11:35 am - 1:25 pm** Tee Times aprox.  
Salida de los hoyos 1 y 10 · 1<sup>st</sup> and 10<sup>th</sup> tees

## VIERNES · FRIDAY, NOV. 4

### SEGUNDA RONDA DE LA COMPETENCIA PROFESIONAL SECOND ROUND OF PROFESSIONAL COMPETITION

**6:55 am - 8:45 am** Tee Times aprox.  
Salida de los hoyos 1 y 10 · 1<sup>st</sup> and 10<sup>th</sup> tees

**11:35 am - 1:25 pm** Tee Times aprox.  
Salida de los hoyos 1 y 10 · 1<sup>st</sup> and 10<sup>th</sup> tees

## SÁBADO · SATURDAY, NOV. 5

### TERCERA RONDA DE LA COMPETENCIA PROFESIONAL THIRD ROUND OF PROFESSIONAL COMPETITION

**7:00 am** Tee Times  
Salida del hoyo 1 · 1<sup>st</sup> tee

## DOMINGO · SUNDAY, NOV. 6

### RONDA FINAL DE LA COMPETENCIA PROFESIONAL FINAL ROUND OF PROFESSIONAL COMPETITION

**7:00 am** Tee Times  
Salida por el hoyo 1 · 1<sup>st</sup> tee

**7:00 am - 1:00 pm\*** Inmediatamente al finalizar el juego · Immediately After Play  
**5:00 pm Aprox.** Ceremonia de Premiación · Awards Ceremony  
Ubicación · Location: Hoyo 18 · 18<sup>th</sup> Hole



\* Horario sujeto a cambios · Schedule subject to change





# ALIADOS CORPORATIVOS CORPORATE PARTNERS



# #GOLFesGOURMET by



El World Wide Technology Championship at Mayakoba ofrece mucho más que sólo golf; ¡la gran oferta culinaria de Mayakoba y México te espera! Disfruta de las estupendas experiencias gastronómicas con platillos de la más alta calidad servidos por los cuatro hoteles de Mayakoba y el restaurante de la Casa Club de El Camaleón, Koba Sports Bar y deliciosas bebidas creadas con Tequila Patrón.

Con increíbles experiencias culinarias por los chefs residentes de Mayakoba, todos los que nos acompañen durante esta semana sin duda, tendrán la oportunidad de probar la mejor oferta gastronómica de México. Los jugadores, familiares, invitados especiales, prensa y todos los presentes, podrán disfrutar de platillos especiales, eventos culinarios, clases de cocina, los mejores cócteles preparados por los mixólogos expertos de Tequila Patrón y muchas otras cosas con las que en conjunto probarán que el GOLF es Gourmet.

The World Wide Technology Championship at Mayakoba offers you so much more than just golf; the great culinary offerings of Mayakoba and Mexico await you! Enjoy amazing culinary experiences as the four Mayakoba Hotels and El Camaleón Golf Club's Koba restaurant serve the highest quality of food and delicious drinks and cocktails created with Tequila Patrón.

With unique culinary offerings shaped by our resident Mayakoba chefs, every attendee will taste the finest Mexico has to offer. Players, families, special guests, media and everyone who joins us is treated to a variety of special plates on offer, culinary events and festivals, cooking classes, the finest cocktails prepared by Tequila Patrón's expert mixologists and so much more which together prove that GOLF is Gourmet!



# GOLF ES AYUDAR GOLF IS GIVING

Las obras filantrópicas y el apoyo a las comunidades, siempre ha sido un elemento que caracteriza a todos los eventos del PGA TOUR y el World Wide Technology Championship at Mayakoba no es la excepción. El torneo pionero del PGA TOUR en México se ha comprometido en apoyar a fundaciones locales, nacionales e internacionales de beneficencia a lo largo de trece años de historia.

El World Wide Technology Championship at Mayakoba ha contribuido con más de \$3 millones de dólares a asociaciones civiles sin fines de lucro, que influyen positivamente a las comunidades de Quintana Roo, especialmente en Playa del Carmen y Cancún.

Supporting the community has always been a key element of all PGA TOUR events and the World Wide Technology Championship at Mayakoba is no exception; the pioneering PGA TOUR tournament in Mexico has been committed to supporting local, national and international charities throughout thirteen years of history.

The World Wide Technology Championship at Mayakoba has contributed more than \$3 million dollars to a variety of charities and philanthropic causes, positively affecting the communities of Quintana Roo, especially Playa del Carmen and Cancún.



**ENTRE OTRAS... • AMONG OTHERS ...**

# GOLF PARa TODOS



Fundado en el 2007, Golf PARa Todos se esfuerza en crear un divertido y diverso programa educativo que enseñe el juego, sus ideales y el principal evento de golf profesional en México: el World Wide Technology Championship at Mayakoba. El programa fomenta la participación activa en el juego como participante y como fan, así mismo facilita la integración del golf en la vida de todos los jóvenes dentro de la comunidad, al crear una conexión con un evento del PGA TOUR.

Desde sus inicios hasta el 2018, más de 10,000 personas de todas las edades asistieron a numerosos eventos de Golf PARa Todos y participaron en el programa, el cual consistía en clínicas de golf de un día diseñadas para compartir y promover el juego del golf y proveer facilidades a principiantes para aprender sobre el deporte.

En el 2019, Golf PARa Todos evolucionó a un programa de tres etapas en donde los jóvenes fueron introducidos al juego del golf e invitados a continuar aprendiendo y desarrollarse en golfistas activos, y seguir apoyándolos en su camino hacia el golf competitivo. El programa está abierto a jóvenes locales entre los 11 y 18 años de edad. Hoy en día, Golf PARa Todos se enfoca en clases prácticas y clínicas para pequeños grupos de jóvenes que han expresado su deseo de aprender más sobre el golf y practicar el deporte.

Adicionalmente, Mayakoba y Golf PARa Todos tienen el Récord Guinness mundial por la Clase de Golf más Grande del Mundo con 1,073 participantes. "Esta fue una de las actividades más increíbles en las que he participado en mi carrera como golfista" dijo Esteban Toledo, golfista mexicano del PGA TOUR quien impartió la clase.

# Golf FORE Everyone

Founded in 2007, Golf PARa Todos strives to create a fun-filled, diverse and educational program that teaches about the game of golf, its ideals and the main professional golf event in Mexico – the World Wide Technology Championship at Mayakoba. The program encourages active participation in the game as a player and as a fan and facilitates the integration of golf into the lives of young people within the Cancun and Riviera Maya community while creating a connection with a PGA TOUR event.

From its founding in 2007 until 2018, more than 10,000 people of all ages attended various Golf PARa Todos events and participated in the program, which consisted of one-day golf clinics designed to share the game of golf and provide a beginners' approach to learning the game.

In 2019, Golf PARa Todos evolved into a three-stage program where young people are introduced to the game of golf, invited to continue developing into active golfers and ultimately supported on their way forward to competitive golf. The program is open to local youth between the ages of 10 and 18. Today, Golf PARa Todos focuses on hands-on classes and clinics for small groups of young people who have expressed a desire to learn more about golf and take up the sport.

Additionally, Mayakoba and Golf PARa Todos hold the Guinness world Record for the World's Largest Golf Lesson with 1,073 participants in a massive golf class conducted by the veteran Mexican professional golfer Esteban Toledo, who said: "This was one of the most incredible things I have ever participated in my career."

[golfparatodos.org](http://golfparatodos.org)



# EMBAJADORES AMBASSADORS

Los eventos del PGA TOUR son operados cada semana gracias a la ayuda de cientos de personas que donan su tiempo realizando varias funciones. Durante los últimos dieciséis años, el World Wide Technology Championship at Mayakoba ha disfrutado y aprecia la participación de los Embajadores y el gran compromiso de la comunidad con el torneo. Gracias a su trabajo duro y dedicación, el PGA TOUR puede hacer significantes donativos a organizaciones de beneficencia y causas filantrópicas todos los años.

**¡Gracias!**

All PGA TOUR events are operated each week thanks to the help of hundreds of people who donate their time performing a variety of functions. For the past sixteen years, the World Wide Technology Championship at Mayakoba has enjoyed the participation of its Ambassadors and appreciates their support and the community involvement. Thanks to their hard work and dedication, the PGA TOUR is able to make significant donations to a number of charitable groups and philanthropic causes.

**Thank you!**



**UN AGRADECIMIENTO ESPECIAL A NUESTRO CONSEJO EJECUTIVO DE VOLUNTARIOS,  
PRINCIPALMENTE A:  
A SPECIAL THANK YOU TO OUR EXECUTIVE VOLUNTEER COUNCIL, ESPECIALLY:**

Jacqui Citherlet - Scoring • John Marty - Golf Operations  
Lizbeth Santoyo - Logistics

# RIVIERA MAYA



La Riviera Maya nunca dejará de sorprenderte. Con sus más de 120 km de extensión, sus aguas cristalinas color turquesa, sus playas de arena blanca, cenotes, majestuosos sitios arqueológicos, parques naturales y temáticos únicos en el mundo, además de magníficos hoteles y una exquisita gastronomía. ¡Ven y descubre por qué en la Riviera Maya... el paraíso es para SIEMPRE!

La Riviera Maya es el destino ideal para quien busca naturaleza y cultura, atracciones variadas y aventura en medio de la selva y frente a la belleza incomparable del mar turquesa del Caribe Mexicano.



The Riviera Maya will never cease to amaze you. Stretching more than 120 km, its crystalline turquoise waters, its white-sand beaches, cenotes, majestic archaeological sites, unique natural theme parks, in addition to magnificent hotels and of course exquisite cuisine. Discover why in the Riviera Maya, paradise is FOREVER.

The Riviera Maya is the ideal destination for those looking for nature and culture, varied attractions and adventure in the middle of the jungle and facing the incomparable beauty of the turquoise sea of the Mexican Caribbean.

[caribemexicano.travel/riviera-maya](http://caribemexicano.travel/riviera-maya)

# TOURNAMENT RECORDS

by Champion:  
1. Johnson Wagner, 2011 Hole #8 (3<sup>rd</sup> round)  
John Huh, 2012 Hole #5 (4<sup>th</sup> round)  
Charley Hoffman, 2014 Hole #13 (3<sup>rd</sup> round)  
Pat Perez, 2016 Hole #5 (3<sup>rd</sup> round)

Albatross (Double-Eagle)  
Vaughn Taylor, 2012 Hole #7, 5-Wood

Best Birdie-Eagle Streak:  
Danny Lee, 2019 B-E-B-B-B, holes 4-8

### HOLES-IN-ONE

Charles Howell III, 2010, 1<sup>st</sup> round, 7<sup>th</sup> hole, 116 yards, wedge  
George McNeill, 2011, 1<sup>st</sup> round, 2<sup>nd</sup> hole (now Hole #8), 131 yards, pw  
John Huh, 2014, 1<sup>st</sup> round, 15<sup>th</sup> hole, 159 yards, 8-iron  
Jim Herman, 2015, 2<sup>nd</sup> round, 15<sup>th</sup> hole, 158 yards, 7-iron  
Thomas Aiken, 2015, 1<sup>st</sup> round, 10<sup>th</sup> hole, 215 yards, 6-iron  
Aaron Wise, 2016, 1<sup>st</sup> round, 4<sup>th</sup> hole, 103 yards, 9w  
Mark Loishman, 2016, 2<sup>nd</sup> round, 8<sup>th</sup> hole, 134 yards, 9w  
Keith Mitchell, 2017, 1<sup>st</sup> round, 10<sup>th</sup> hole, 214 yards, 8-iron  
Jonathan Byrd, 2017, 2<sup>nd</sup> round, 8<sup>th</sup> hole, 135 yards, pw  
Cameron Tringale, 2019, 1<sup>st</sup> round, 4<sup>th</sup> hole  
Chase Seiffert, 2019, 1<sup>st</sup> round, 4<sup>th</sup> hole  
Matt Kuchar, 2019, 1<sup>st</sup> round, 8<sup>th</sup> hole, 148 yards, 9-iron  
Brian Gay, 2019, 1<sup>st</sup> round, 10<sup>th</sup> hole, 108 yards, 5-iron

### CHA

Low

Highest Finish by Winner:  
71 (1-over)  
Low Start by Winner:  
62 (8-under)

Johnson Wagner, 2011  
Gay, 2009  
Mark Wilson, 2019

2008  
2009  
Beckman, 2010  
Herman, 2011  
2012  
Huh, 2014

Cameron Beckman, 2010  
Johnson Wagner, 2011  
Harris English, 2013  
Charley Hoffman, 2014  
Graeme McDowell, 2015  
Pat Perez, 2016  
Patton Kizzire, 2017  
Matt Kuchar, 2018  
Brandon Todd, 2009

Best Come-from-Behind Win:  
7 strokes, John Huh

### By Age:

Fred Funkhouser, 1998  
Brian Gay, 2009  
Mark Wilson, 2019

DATOS Y RESULTADOS  
**DEL TORNEO**  
FACTS & RESULTS



# DESCRIPCIÓN DEL CAMPO DE GOLF EL CAMALEÓN

El Campo de Golf El Camaleón en Mayakoba es obra maestra de Greg Norman. El diseño de sus 7,024 yardas (los profesionales lo jugarán como 7,017 yardas) se extiende sobre tres paisajes: selva tropical, densos manglares y áreas arenosas a la orilla del mar cuyos hoyos se encuentran separados por enormes canales de piedra caliza.

El campo es excepcional, pero no se quedan atrás las demás instalaciones de golf. La hermosa casa club que domina al green 18, y tanto el área de entrenamiento como el driving range son de primera categoría. Más increíble aún es el singular sistema de canales del resort; los jugadores podrán salir de su habitación para subirse a un bote que los llevará directamente a la primer mesa de salida.

El Camaleón Golf Course at the Mayakoba Resort is Greg Norman's masterwork. The 7,024-yard layout (the pros will play it at 7,017 yards) bends through three distinct landscapes: tropical jungle, dense mangroves and oceanfront stretches of sand with holes split by massive limestone canals.

While the course is a standout, the surrounding golf amenities are equally stunning. The handsome, Mayan influenced clubhouse rises above the 18th green, and the adjoining practice facility and driving range are five star. Even more amazingly, with the resort's unique canal system, golfers will be able to step out of their rooms and into a boat, which will ferry them to the first tee.

## EL CAMPO DE GOLF EL CAMALEÓN:

El Camaleón se funde a través de los diversos ecosistemas de Mayakoba, incluyendo la selva tropical, los densos manglares, los canales de agua dulce y la bellísima costa de la Riviera Maya. El campo cuenta con vistas espectaculares en todas direcciones y se adapta a golfistas de todos los niveles, con cinco tees en cada hoyo que ofrecen opciones de distancia para cada jugador. Pero esta semana, los mejores jugadores del mundo se enfrentarán a la configuración más difícil de El Camaleón. Disfruta de un recorrido hoyo por hoyo y ve por qué los profesionales del PGA TOUR aceptan el desafío de este panorámico campo.

## EL CAMALEÓN GOLF COURSE:

El Camaleón blends through the diverse ecosystems of Mayakoba, including tropical jungle, dense mangroves, freshwater canals and pristine Riviera Maya oceanfront. The course captures spectacular views in every direction and accommodates golfers of all abilities, with five tees at each hole offering distance options for every player. But this week, the world's best players will encounter El Camaleón's most difficult setup. Enjoy a hole-by-hole tour and see why the PGA TOUR professionals embrace the challenge of this scenic course.

### HOYO 1 HOLE PAR 4, 438 YARDS

El primer hoyo de El Camaleón se juega directamente contra el viento; con problemas en ambos lados del fairway, el tiro de salida es crítico. Pero un drive preciso hacia el fairway puede darte una oportunidad de birdie con un tiro franco hacia el pequeño green.

**El Camaleón's first hole sends you out straight into the wind; and with trouble on both sides of the fairway, the opening tee shot is critical. But an accurate drive to the fairway can give you a birdie opportunity with a clear shot into a small green.**

RLH | PROPERTIES

### HOYO 2 HOLE PAR 4, 428 YARDS

Uno de los hoyos más difíciles en Mayakoba, con áreas de penalización a la izquierda y a la derecha del fairway. El green está protegido a la izquierda tanto por un búnker como por agua, por lo que su segundo disparo también presenta un desafío.

**One of the toughest holes at Mayakoba with penalty areas to the left and to the right of the fairway. The green is guarded on the left by both a deep bunker and water, so your second shot also presents a challenge.**

RIVIERA MAYA

### HOYO 3 HOLE PAR 4, 389 YARDS

A medida que comienzas a acercarte al Mar Caribe, este par 4 corto ofrece una oportunidad de birdie. Una vez que encuentres el fairway, tendrás unas 100 yardas para llegar al green justo detrás de uno de los canales de Mayakoba. El hoyo tres muestra la diversidad del paisaje de Mayakoba con la selva, los manglares y las dunas que atraviesan un solo hoyo.

**As you begin to get closer to the Caribbean Sea, a short par-4 offers a chance at birdie. Once you find the fairway, you'll have a sand wedge from about 100 yards to reach a large green right behind one of Mayakoba's canals. The third hole showcases the diversity of Mayakoba's landscape with the jungle, the mangroves and the dunes all coming through on one hole.**

MAYAKOBA  
COUNTRY CLUB

# EL CAMALEÓN GOLF COURSE DESCRIPTION

### HOYO 4 HOLE PAR 3, 116 YARDS

ciudad  
mayakoba  
riviera maya, mx

Disfrute de la vista desde uno de los icónicos hoyos frente al mar de Mayakoba. El par 3 corto no requiere más que un pitching wedge, pero la brisa del Caribe te hará pensar dos veces antes de la selección del bastón. Este 2022, el hoyo 4 cuenta con un tee box recién ampliado para darle al hoyo aspectos diferentes cada día, dependiendo de la ubicación del tee y el hoyo.

**Enjoy the view from one of Mayakoba's iconic oceanfront holes. The short par-3 may only require a pitching wedge, but the breeze coming off the Caribbean will make you think twice about your club selection. For 2022, the fourth hole features a newly enlarged tee box to give the hole a variety of different looks depending on tee and hole placement each day.**

### HOYO 5 HOLE PAR 5, 554 YARDS

AMSTEL  
ULTRA

Este par 5 se quiebra hacia la izquierda todo el camino hasta el green y exige un tiro de salida preciso para evitar el agua que está a la izquierda a lo largo del hoyo y los bunkers a la derecha. Si tienes la distancia, puedes llegar al green de dos y darte una oportunidad de águila.

**This par-5 bends to the left all the way down the hole and demands a precise tee shot to avoid the water that goes along the left side and the large bunkers to the right of the fairway landing area. If you have the length, you can get home in two and give yourself a look at eagle.**

### HOYO 6 HOLE PAR 4, 416 YARDS

THE RESERVE  
at mayakoba

El hoyo seis representa una gran oportunidad de birdie para los profesionales, ya que juega corto ahora que el viento de la costa está a favor. El green se encuentra por arriba del fairway, por lo que ofrece una imagen diferente para su segundo tiro que la mayoría de los hoyos en Mayakoba.

**The sixth represents a great birdie chance for the professionals since it plays short now that the wind is at your back as you wind your way back from the coastline. The green sits just above the fairway so it offers a different visual for your second shot than most of the holes at Mayakoba.**

### HOYO 7 HOLE PAR 5, 554 YARDS

Scotia  
Wealth Management.

Uno de los hoyos más icónicos de Mayakoba, gracias al increíble cenote ubicado justo en el medio del fairway. No hay nada similar en el PGA TOUR, con la cueva gigante justo a la mitad de este largo par 5. Un águila puede estar fuera de discusión, pero birdie es ciertamente una oportunidad si encuentras el fairway.

**One of Mayakoba's most iconic holes thanks to the incredible cenote located smack in the middle of the fairway. It's not like anything else on the PGA TOUR with the giant cave at the midpoint of this long par-5. Eagle might be out of the question, but birdie is certainly a chance if you find the fairway.**

### HOYO 8 HOLE PAR 3, 151 YARDS

TEQUILA  
PATRÓN.

Otro par 3 corto. El ocho tiene un nuevo aspecto en 2022 gracias a la mayor visibilidad del cenote ubicado justo a la derecha del green. Encontrar el green es el primer paso, pero un putt desafiante te esperará con las ondulaciones del green.

**Another short par-3. The eighth hole has a new look in 2022 thanks to the increased visibility of the cenote located just to the right of the green. Finding the green is the first step, but a challenging putt will await as the green undulates up and down.**

### HOYO 9 HOLE PAR 4, 462 YARDS



Típicamente ha jugado como uno de los hoyos más difíciles para los profesionales del PGA TOUR, este hoyo presenta un desafío debido a su longitud y su complicado green. Pero el fairway es más ancho de lo que parece desde el tee box, así que pégale.

**Typically playing as one of the toughest holes for the PGA TOUR professionals, the ninth hole presents a challenge due to its length and its complicated green. But the fairway is wider than it looks from the tee box, so fire away.**

**HOYO 10 HOLE**  
**PAR 3, 200 YARDS**

RLH | PROPERTIES

Si comienzas tu ronda en el hoyo 10, te espera un primer tiro intimidante, y si solo estás dando la vuelta, pues ¡todavía tienes un tiro intimidante! Este largo par 3 pone a prueba incluso a los mejores jugadores, ya que una caída empinada en el área de penalización se encuentra justo a la derecha del gran green y por la izquierda un búnker te espera. Aquí, par es un buen score.

**If you're starting your round on the 10th hole, you're in for an intimidating first shot—and if you're just making the turn, well you're still in for an intimidating shot! This long par-3 tests even the best players as a steep drop off into the penalty area sits just right of the large green and a bunker is just left. Par is a good score here.**

**HOYO 11 HOLE**  
**PAR 4, 360 YARDS**

THE RESERVE  
at mayakoba

El hoyo once es visualmente atractivo desde el tee, con un fairway amplio, pero como tantos hoyos en Mayakoba, el tiro de salida es crítico, con dificultades de cada lado del hoyo. La mayoría de los profesionales saldrán con madera 3, 5 o incluso un fierro largo y aun así tendrán un tiro corto al green. Hacer birdie es una necesidad en el hoyo 11 si quieres estar en competencia.

**The short 11th hole is visually appealing from the tee with a wide fairway, but like so many holes at Mayakoba, the tee shot is critical with trouble on both sides of the fairway. Most pros will tee off with 3-wood, 5-wood or even a long iron and still have a short shot into the green. Birdie is a must at the 11th if you want to be in contention.**

**HOYO 12 HOLE**  
**PAR 4, 451 YARDS**

Scotia  
Wealth Management.

Un fairway estrecho es lo que caracteriza el hoyo 12 con rocas y árboles que bordean ambos lados del hoyo. Su segundo disparo también es una prueba, ya que este green no perdona mucho, cuenta con pendientes que verán un tiro no acertado, correr directamente fuera del green.

**A tight and narrow fairway is what characterizes the 12th hole with rocks and trees lining both sides of the hole. Your second shot is also a test since this green is not very forgiving with slopes that will see an errant shot run right off the green.**

**HOYO 13 HOLE**  
**PAR 5, 532 YARDS**

ciudad  
mayakoba™  
riviera maya, mx

El último par 5 de la ronda para los profesionales también es el más fácil, pero deben asegurarse de mantener su drive en juego ya que hay agua y áreas de penalidad de ambos lados del fairway. Hay mucho espacio a la izquierda del green, por lo que un segundo tiro bien colocado es fundamental para el éxito aquí.

**The last par-5 of the round for the professionals is also the easiest, but they need to make sure to keep their drive in play as water and penalty areas go down each side of the fairway. Plenty of space left of the green so a well-placed second shot is critical for success here.**

**HOYO 14 HOLE**  
**PAR 4, 452 YARDS**

GigNet

El hoyo 14 tiene un fairway bastante amplio, pero como siempre, hay problemas si no le pegas derecho. El viento comienza a levantar y viene de frente mientras el campo se dirige nuevamente hacia la playa. Un gran búnker corre a lo largo de todo el lado izquierdo del green, lo que hace que su segundo disparo sea muy importante.

**The 14th hole has a generous fairway, but as always there is trouble if you don't hit it straight. The wind begins to pick up and is in your face as the golf course moves its way back towards the beach. A large bunker runs along the entire left side of the green, making your second shot very**



**HOYO 15 HOLE**  
**PAR 3, 155 YARDS**

TEQUILA  
PATRÓN.

El hoyo insignia de Mayakoba te da la bienvenida con una vista espectacular del Mar Caribe a medida que se acerca a la salida. Párate en el tee y disfruta de la increíble vista mientras intentas averiguar qué bastón ocuparás. El viento viene del océano hacia la izquierda, por lo que a menudo tienes que golpear a la derecha y permitir que el fuerte viento meta tu bola al green.

**Mayakoba's signature hole welcomes you with a spectacular view of the Caribbean Sea as you approach the tee box. Step back on the tee and soak in the incredible views while you try to figure what club to hit. The wind comes off the ocean to the left, so you often have to hang it out to the right and allow the strong wind to bring your ball back to the green.**

**HOYO 16 HOLE**  
**PAR 4, 515 YARDS**



Originalmente diseñado como un par 5, el hoyo 16 juega como un par 4 largo para los profesionales. El green es uno de los más grandes de El Camaleón, por lo que el segundo tiro puede variar hasta dos o tres bastones dependiendo de la ubicación del hoyo.

**Originally designed as a par-5, the 16th hole plays as a long par-4 for the professionals. The green is one of El Camaleón's largest, so your second shot can vary as much as two or three clubs depending on the hole location for any particular day.**

**HOYO 17 HOLE**  
**PAR 4, 386 YARDS**

RIVIERA MAYA

Con el agua por todo el lado izquierdo del hoyo, este par 4 corto aún puede presentar desafíos. Incluso un buen tiro de salida te deja un segundo tiro difícil gracias a la fuerte caída del green hacia el área de penalidad de la izquierda. Ocasionalmente, los tees se pueden mover para que sea un par 4 corto y tentar a los pegadores largos a ir por el green.

**With water down the entire left side of the hole, this short par-4 can still present challenges. Even a good tee shot leaves you a tough second thanks to the steep drop-off from the green into the penalty area just left. Occasionally, the tees can be moved up to make it a drivable par-4 and tempt the long hitters to go for the green!**

**HOYO 18 HOLE**  
**PAR 4, 458 YARDS**

RLH | PROPERTIES

Un gran hoyo final. La icónica casa club de inspiración maya de El Camaleón se observa justo detrás del hoyo 18 mientras terminas tu ronda. Un hoyo aparentemente sencillo, pero a menudo causa más problemas de lo que imaginas, con árboles y vegetación nativa a la derecha del fairway y grandes búnkers a la izquierda, los cuales están listos para desafiar cualquier drive errado. El green es complicado, con chips desafiantes y un búnker profundo esperándote en caso de que te pierdas el green.

**A great finishing hole. El Camaleón's iconic Mayan-inspired clubhouse stands watch just behind the 18th green as you wrap up your round. A seemingly straightforward hole, the 18th often causes more than its fair share of drama with trees and native vegetation to the right of the fairway and large fairway bunkers to the left ready to gobble up any errant drives. The 18th green complex is a tricky one with tough chip shots and a deep bunker all around should you miss the green.**

# RECORDS DEL TORNEO

## SCORING

### Low 9-Hole Score:

Front: 28 (7-under),  
29 (7-under),

**Bo Van Pelt**, 1<sup>st</sup> round (09)  
**Brent Geiberger**, 2<sup>nd</sup> round (07)  
**Kevin Na**, 2<sup>nd</sup> round (09)  
**Danny Lee**, 4<sup>th</sup> round (14)  
**Pat Perez**, 3<sup>rd</sup> round (16)  
**Danny Lee**, 1<sup>st</sup> round (19)  
**Aaron Wise**, 1<sup>st</sup> (21)

Back: 29 (6-under),  
28 (7-under),

**Brian Gay**, 3<sup>rd</sup> round (08)  
**Chris Stroud**, 2<sup>nd</sup> round (11)

### Low 18-Hole Score:

61 (9-under),  
62 (9-under),

**Matthew Wolff**, (31-30), 1st round (21)  
**Roland Thatcher**, (31-30), 3rd round (08)

62 (8-under),

**Fred Funk (30-32)**, 1st round (07)  
**Brent Geiberger** (29-33), 2nd round (07)  
**Brian Gay** (33-29), 3rd round (08)  
**Kevin Na** (29-33), 2nd round (09)  
**Harris English** (31-31), 2nd round (13)  
**Harold Varner III** (32-30), 2nd round (15)  
**Pat Perez** (29-33), 3rd round (16)  
**Patton Kizzire**, (32-30), 1st round (17)  
**Cameron Champ** (31-31), 1st round (18)  
**Scott Piercy** (30-32), 4th round (18)  
**Danny Lee** (29-33), 1st round (19)

62 (9-under)

### Low First 36 Holes:

128 (14-under)  
129 (13-under)

**Matt Kuchar** 2018 (64-64)  
**Gary Woodland** 2016 (64-65)  
**Harris English** 2019 (65-64)  
**Matthew Wolff** 2021 (61-68)  
**Harris English**, 2013 (68-62)  
**Robert Karlsson**, 2013 (63-67)  
**Kevin Stadler**, 2013 (67-63)  
**Graeme McDowell** 2015 (67-63)  
**Vaughn Taylor** 2019 (64-66)

130 (12-under)

### Low Final 36 Holes:

128 (14-under)  
129 (13-under)

**Viktor Hovland**, 2020 (63-65)  
**Pat Perez** 2016 (62-67)  
**Viktor Hovland**, 2021, (62-67)  
**Brian Gay**, 2008 (62-69)  
**Russell Knox** 2015 (65-66)  
**Carlos Ortiz** 2019 (65-66)  
**Joel Dahmen** 2019 (66-65)

131 (9-under)  
131 (11-under)

### Low 54-Hole Score:

193 (20-under)  
194 (19-under)  
195 (15-under)

**Matt Kuchar** 2018 (64-64-65)  
**Viktor Hovland** 2021 (67-65-62)  
**Fred Funk** 2007 (62-69-64)  
**Brian Gay** 2008 (66-67-62)

### Low 72-Hole Score:

261 (23-under)  
262 (22-under)  
264 (20-under)

**Viktor Hovland** 2021 (67-65-62-67)  
**Matt Kuchar** 2018 (64-64-65-69)  
**Brendon Todd** 2019 (63-68-65-68)  
**Viktor Hovland** 2020 (67-69-63-65)  
**Harris English** 2013 (68-62-68-65)  
**Pat Perez** 2016 (68-66-62-67)

263 (21-under)

### Low First-Round Score:

61 (10-under)  
62 (9-under)  
62 (9-under)  
62 (8-under)  
63 (8-under)

**Matthew Wolff**, 2021  
**Patton Kizzire**, 2017  
**Kevin Na**, 2019  
**Fred Funk**, 2007  
**Robert Karlsson**, 2013

En el 2010 el par cambió de 70 a 71 con el cambio del hoyo No 5 a par - 5

### Low Second-Round Score:

62 (9-under)

**Harris English**, 2013  
**Harold Varner III**, 2015  
**Brent Geiberger**, 2007  
**Kevin Na**, 2009  
**Chris Stroud**, 2011

62 (8-under)

63 (8-under)

### Low Third-Round Score:

61 (9-under)  
62 (9-under)

**Roland Thatcher**, 2008  
**Pat Perez**, 2016  
**Justin Thomas**, 2020  
**Viktor Hovland**, 2021

### Low Final-Round Score:

62 (9-under)  
63 (8-under)

**Scott Piercy**, 2018  
**John Huh**, 2012  
**Harris English**, 2020  
**Aaron Wise**, 2020  
**Andrew Novak**, 2021

## BIRDIES

### Most Consecutive Birdies:

8, **Chris Stroud**, (2), 2011, Holes 9-16  
7, **Danny Lee**, (4), 2014, Holes 3-9  
**Jason Dufner** (4), 2018, Holes 17-5  
6, **Patton Kizzire**, (1), 2017, Holes 8-13

### Most One Round:

10, **Peter Malnati**, (4), 2013  
**Jason Dufner** (4), 2018  
**Matthew Wolff** (1), 2021  
**Viktor Hovland** (3), 2021  
**Andrew Novak** (4), 2021

### Most Tournament:

28, **Viktor Hovland**, 2021  
27, **Harris English**, 2013  
26, **Kevin Streelman**, 2016  
**Scott Piercy**, 2016  
**Cameron Champ**, 2018  
**Matt Kuchar**, 2018  
**J.J. Spaun**, 2018  
25, **Patton Kizzire**, 2017  
**Danny Lee**, 2018  
**Viktor Hovland**, 2020  
**Carlos Ortiz**, 2021

### Most by Champion:

28, **Viktor Hovland**, 2021  
27, **Harris English**, 2013  
26, **Matt Kuchar**, 2018  
25, **Graeme McDowell**, 2015  
**Patton Kizzire**, 2017  
**Viktor Hovland**, 2020  
24, **Brendon Todd**, 2019  
23, **Brian Gay**, 2008  
**Pat Perez**, 2016  
21, **Charley Hoffman**, 2014  
20, **Fred Funk**, 2007  
**Mark Wilson**, 2009

## EAGLES

### Most One Round:

2, **Mark Hensby** (1), 2011  
**Scott McCarron** (3), 2011  
**Brett Wetterich** (4), 2011  
**John Peterson** (4), 2012  
**Tim Clark** (3), 2013  
**Blayne Barber**, (4), 2014

# TOURNAMENTS RECORDS

### Most One Tournament:

3, **Tag Ridings**, 2013, Hole #5 (2 times), Hole #7  
**Ryan Blaum**, 2015, Hole #5 (2 times), Hole #13  
**Cameron Davis** 2016, Hole #5, Hole #13 (2 times)

### Most by One Player:

5, **Tag Ridings**, 2, 2009; 3, 2013

### Players to Eagle Hole 18 (par-4):

**John Peterson**, R4, 2012

### Players to Eagle Hole 9 (par-4)

**Tim Clark**, R3, 2013

### Most by Champion:

1, **Johnson Wagner**, 2011 Hole #8 (3rd round)  
**John Huh**, 2012 Hole #5 (4th round)  
**Charley Hoffman**, 2014 Hole #13 (3rd round)  
**Pat Perez**, 2016 Hole #5 (3rd round)

### Albatross (Double-Eagle)

**Vaughn Taylor**, 2012 Hole #7, 5-Wood  
**Brendon Todd**, 2020 Hole #13, R1

### Best Birdie-Eagle Streak

(7-under) **Maverick McNealy**, B-E-B-B-B Holes 4-9  
(6-under) **Danny Lee**, 2019 B-E-B-B-B, Holes 4-8  
**Rory Sabbatini**, 2020 E-B-B-B-B, Holes 5-9  
(5-under) **Danny Lee**. 2021 B-B-B-E, Holes 10-13

## HOLES-IN-ONE (16)

**Charles Howell III**, 2010, 1st round, 7th hole, 116 yards, wedge  
**George McNeil**, 2011, 1st round, 2nd hole (now Hole #8), 131 yards, pw  
**John Huh**, 2014, 1st round, 15th hole, 159 yards, 8-iron  
**Jim Herman**, 2015, 2nd round, 15th hole, 158 yards, 7-iron  
**Thomas Aiken**, 2015, 1st round, 10th, 215 yards, 6-iron  
**Aaron Wise**, 2016, 1st round, 4th hole, 103 yards, gw  
**Mark Leishman**, 2016, 2nd round, 8th hole, 134 yards, sw  
**Keith Mitchell**, 2017, 1st round, 10th hole, 214 yards, 6-iron  
**Jonathan Byrd**, 2017, 2nd round, 8th hole, 135 yards, pw  
**Cameron Tringale**, 2019, 1st round, 4th hole  
**Chase Seiffert**, 2019, 1st round, 4th hole  
**Tony Finau**, 2020, 3rd round, 4th hole  
**Matt Kuchar**, 2019, 4th round, 8th hole, 148 yards, 9-iron  
**Brian Gay**, 2019, 4th round, 10th, 188 yards, 7-iron  
**Chris Kirk**, 2021, 1st round, 10th  
**John Huh**, 2021, 1st round, 8th

### Players to Ace First Hole of Tournament:

**Keith Mitchell**, Hole 10, 2017  
**Chris Kirk**, Hole 10, 2021

## CHAMPIONS

### Lowest Finish by Winner:

63 (8-under), **John Huh**, 2012 (par 71)  
65 (6-under), **Harris English**, 2013 (par 71)  
**Viktor Hovland**, 2020 (par 71)  
66 (5-under), **Charley Hoffman**, 2014 (par 71)  
**Graeme McDowell**, 2015 (par 71)  
68 (2-under), **Mark Wilson**, 2009 (par 70)  
67 (4-under), **Cameron Beckman**, 2010 (par 71)  
**Johnson Wagner**, 2011  
**Pat Perez**, 2016  
**Patton Kizzire**, 2017  
**Viktor Hovland**, 2021

In 2010 par was changed from 70 to 71 with Hole #5 changed to par -5.

### Highest Finish by Winner:

71 (1-over), **Fred Funk**, 2007

### Low Start by Winner:

62 (8-under), **Fred Funk**, 2007  
62, (9-under), **Patton Kizzire**, 2017

### High Start by Winner:

69 (1-under), **Johnson Wagner**, 2011  
67 (4-under), **Viktor Hovland**, 2020, 2021 (par 71)  
66 (4-under), **Brian Gay**, 2008  
**Mark Wilson**, 2009

### Most Rounds in 60s:

4, **Brian Gay**, 2008  
**Mark Wilson**, 2009  
**Cameron Beckman**, 2010  
**Johnson Wagner**, 2011  
**Harris English**, 2013  
**Charley Hoffman**, 2014  
**Pat Perez**, 2016  
**Matt Kuchar**, 2018  
**Brendon Todd**, 2019  
**Viktor Hovland**, 2020  
**Viktor Hovland**, 2021

### Most Rounds under Par:

4, **Brian Gay**, 2008  
**Mark Wilson**, 2009  
**Cameron Beckman**, 2010  
**Johnson Wagner**, 2011  
**Harris English**, 2013  
**Charley Hoffman**, 2014  
**Graeme McDowell**, 2015  
**Pat Perez**, 2016  
**Patton Kizzire**, 2017  
**Matt Kuchar**, 2018  
**Brendon Todd**, 2019  
**Viktor Hovland**, 2020  
**Viktor Hovland**, 2021

### Best Come-from-Behind Victory

7 strokes, **John Huh**, 2012

### By Age:

**Fred Funk**, 50 years, 8 months, 12 days  
Note: Fifth oldest player to win in TOUR history.  
**Brian Gay**, 36 years, 2 months, 11 days  
**Mark Wilson**, 34 years, 4 months  
**Cameron Beckman** 40 years, 6 days  
**Johnson Wagner** 30 years, 11 months, 4 days  
**John Huh**, 21 years, 8 months, 1 day  
**Harris English**, 24 years, 3 months, 24 days  
**Charley Hoffman**, 37 years, 10 months, 20 days  
**Graeme McDowell**, 36 years, 3 months, 17 days  
**Pat Perez**, 40 years, 8 months, 12 days  
**Patton Kizzire**, 31 years, 8 months, 9 days  
**Matt Kuchar**, 40 years, 4 months, 21 days  
**Brendon Todd**, 34 years, 3 months, 27 days  
**Viktor Hovland**, 23 years, 2 months, 18 days  
**Viktor Hovland**, 24 years, 1 month, 20 days



# RECORDS DEL TORNEO

En el 2010 el par cambió de 70 a 71 con el cambio del hoyo No 5 a par - 5

## Champions the Following Year:

2008	Fred Funk	T63
2009	Brian Gay	T20
2010	Mark Wilson	T28
2011	Cameron Beckman	12th
2012	Johnson Wagner	T30
2013	John Huh	T23
2014	Harris English	T37
2015	Charley Hoffman	Cut
2016	Graeme McDowell	T24
2017	Pat Perez	T34
2018	Patton Kizzire	T55
2019	Matt Kuchar	T14
2020	Brendon Todd	T8
2021	Viktor Hovland	1st

## Scoring by Champions (Front 9 vs Back 9)

2007	Fred Funk	-8	-6
2008	Brian Gay	-6	-10
2009	Mark Wilson	-8	-5
2010	Cameron Beckman	-8	-7
2011	Johnson Wagner	-9	-8
2012	John Huh	-12	-1
2013	Harris English	-15	-6
2014	Charley Hoffman	-14	-3
2015	Graeme McDowell	-9	-9
2016	Pat Perez	-17	-4
2017	Patton Kizzire	-11	-8
2018	Matt Kuchar	-15	-7
2019	Brendon Todd	-11	-9
2020	Viktor Hovland	-17	-3
2021	Viktor Hovland	-14	-8

## Champion's Progression in Tournament Standings:

Year	Winner	18	36	54	72
2007	Fred Funk	1st (-8)	T1 (-9)	1st (-15)	1(playoff)
2008	Brian Gay	T6 (-4)	2nd (-7)	1st (-15)	1(+2)
2009	Mark Wilson	T4 (-4)	T1 (-10)	T1 (-11)	1(+2)
2010	Cameron Beckman	T2 (-6)	3rd (-9)	T4 (-11)	1(+2)
2011	Johnson Wagner	T23 (-2)	T5 (-7)	1st (-13)	1(playoff)
2012	John Huh	T2 (-4)	8 (-5)	T11 (-5)	1(playoff)
2013	Harris English	T17 (-3)	T1 (-12)	T2 (-15)	1(+4)
2014	Charley Hoffman	T7 (-5)	T9 (-8)	3 (-12)	1(+1)
2015	Graeme McDowell	T10 (-4)	1 (-12)	T3 (-13)	1(playoff)
2016	Pat Perez	T20 (-3)	T11 (-8)	2nd (-17)	1(+2)
2017	Patton Kizzire	1st (-9)	T1 (-10)	1st (-15)	1(+1)
2018	Matt Kuchar	T1 (-7)	1st (-14)	1st (-20)	1(+1)
2019	Brendon Todd	2 (-8)	3rd (-11)	1st (-17)	1(+1)
2020	Viktor Hovland	T5 (-4)	T8 (-6)	3rd (-14)	1(+1)
2021	Viktor Hovland	T20 (-4)	T3 (-10)	1st (-19)	1(+4)

## Wire-to-Wire Winners (no ties)

2007	Fred Funk
2017	Patton Kizzire

## Champions with 18-Hole Lead

Fred Funk, 2007  
Patton Kizzire, 2017  
Matt Kuchar, T1, 2018

## Champions with 36-Hole Lead

Fred Funk, T1, 2007  
Mark Wilson, T1, 2009  
Harris English T1, 2013  
Graeme McDowell, 2015  
Patton Kizzire, T1, 2017  
Matt Kuchar, 2018

## Champions with 54-Hole Lead

Fred Funk, 2007  
Brian Gay, 2008  
Mark Wilson, T1, 2009  
Johnson Wagner, 2011  
Patton Kizzire, 2017  
Matt Kuchar, 2018  
Brendon Todd, 2019  
Viktor Hovland, 2021

## LEADS

### Largest 18-Hole Lead:

2 strokes, Fred Funk, 2007  
Bo Van Pelt, 2009  
Robert Karlsson, 2013  
Matthew Wolff, 2021

### Largest 36-Hole Lead:

3 strokes, Chris Stroud, 2011

### Largest 54-Hole Lead:

4 strokes, Emiliano Grillo, 2020 (T8)  
Viktor Hovland, 2021 (1st)  
5 strokes, Brian Gay, 2008 (won)

### Most Tied for Lead:

6 players in 1st round, 2014

## PLAYOFFS

2007	Fred Funk	def. Jose Coceres	with birdie-2 on second extra hole (10th hole)
2011	Johnson Wagner	def. Spencer Levin	with par-4 on first extra hole (18th hole)
2012	John Huh	def. Robert Allenby	with birdie-2 on eighth extra hole (10th hole)
Note: The 2012 playoff ties for the second-longest in TOUR history			
2015	Graeme McDowell	def. Jason Bohn	and Russell Knox with birdie-3 on first extra hole (18th hole)

## 36-HOLE CUTS: (Par changed from 70 to 71 in 2010)

2007	79 players at 1-over-par from a starting field of 143
2008	75 players at 4-over-par from a starting field of 132
2009	78 players at 1-over-par from a starting field of 132
2010	76 players at 1-under-par 141 from a starting field of 132
2011	75 players at even-par 142 from a starting field of 132
2012	77 players at 3-over-par 145 from a starting field of 132
2013	78 players at 1-under-par 141 from a starting field of 132
2014	76 players at 3-under-par 139 from a starting field of 131 pros and one amateur
2015	78 players at 2-under-par 140 from a field of 131 pros and one amateur
2016	73 players at 2-under-par 140 from a field of 132
2017	79 players at 1-under-par 141 from a field of 132
2018	72 players at 4-under-par 138 from a field of 130 pros and two amateurs
2019	82 players at 1-under-par 141 from a field of 131 pros and one amateur
2020	71 players at 1-under-par 141 from a field of 130 pros and two amateurs
2021	70 players at 3-under-par 138 from a field of 131 pros and one amateur

## MISCELLANEOUS

### Best Finishes by Mexican Players

2nd	Carlos Ortiz, 2021
T2	Carlos Ortiz, 2019
T8	Abraham Ancer, 2019
	Carlos Ortiz, 2020
T9	Carlos Ortiz, 2014
T9	Oscar Fraustro, 2014
T11	Esteban Toledo, 2008
T13	Oscar Fraustro, 2016
T9	Abraham Ancer, 2017
T16	Armando Favela, 2018

# TOURNAMENTS RECORDS

In 2010 par was changed from 70 to 71 with Hole #5 changed to par -5.

## Most Mexican Players to Make Cut

4	2017, 2018
3	2016, 2019

## Most Mexican Players in field

8	2019
7	2018
5	2021

## Best Finish by Amateur

T10	Jon Rahm, 2015
-----	----------------

## Low Finishes by Left-Handers

T10	Tim Wilkinson, 2014
T28	Tim Wilkinson, 2008
T29	Greg Chalmers, 2015
	Tim Wilkinson, 2015
T30	Brian Harman, 2020

## Back-to-back Eagles-Aces

Marc Leishman, Hole 7, Eagle 3-Hole 8, Hole-in-One, 2017, R2

## Back-to-back Eagles

Patton Kizzire, Hole 5-Hole 6, 2018, R1

## Champions to Record Eagle in Final Round

John Huh, 2012, Hole #5 Par-5

## WEATHER-RELATED DELAYS, SUSPENSIONS AND NOTES

2011	In the first round, play was suspended at 1:58 p.m. due to dangerous weather with 75 players on the golf course. Play resumed at 2:08.
2013	Thunderstorms throughout the first round caused several delays and eventual suspension of play at 3:30 p.m. with 15 players completing the first round. On Friday, the first round was completed at 12:57 p.m. and the second round was delayed due to thunderstorms before play was called for darkness with 29 players finishing the second round. On Saturday under partly cloudy skies the second round was completed at 12:45 p.m. and the third round began at 1:15 p.m. in threesomes. The third round was suspended due to darkness at 5:07 p.m. with 78 players still to finish. On Sunday, the third round resumed at 7:0 a.m. and concluded at 9:53 a.m. The field was not re-paired and the final round tee times ran from 8:45 a.m. to 10:45 a.m.
2014	Due to overnight rain and threat of more, preferred lies in closely-mown areas utilized for the final round.
2015	Due to heavy rain, the first round was suspended for 1 hour, 14 minutes from 1:31 p.m. until 2:45 p.m. and due to darkness round one was suspended for the day of 6:12 p.m. with 21 players scheduled to finish their round. Round one resumed at 7:15 a.m. and ended at 8:22 a.m. In round three, due to lightning in the area, play was suspended for 1 hour, 26 minutes from 12:19 p.m. until 1:45 p.m. On Sunday, the final round was suspended for 3 hours, 26 minutes between 1:19 p.m. and 4:45 p.m. due to inclement weather. Due to darkness, round four was suspended for the day at 5:57 p.m. On Monday, the remaining 27 players were in place at 7:55 a.m. to complete their round. The final round was again suspended due to heavy rain for 15 minutes from 7:58 a.m. until 8:13 a.m.

## Champions with Bogey-Free Rounds

Fred Funk, 2007, R1  
Brian Gay, 2008, R3  
Johnson Wagner, 2011, R2 & R4  
John Huh, 2012, R4  
Harris English, 2013, R2  
Charley Hoffman, 2014, R1  
Patton Kizzire, 2017, R4  
Matt Kuchar, 2018, R1  
Brendon Todd, 2019, R1

## Champions to Record Double Bogeys

John Huh, 2012, R2, Hole #4 Par-4  
Harris English, 2013, R1, Hole #13 Par-5  
Graeme McDowell, 2015, R1 & R3, Hole #1 Par-4  
Patton Kizzire, 2017, R2, Hole #1 Par-4  
Viktor Hovland, 2021, R2, Hole #1 Par-4

## Champions who have won PGA TOUR Awards

John Huh, 2012 PGA TOUR Rookie of the Year

2017	Due to inclement weather, the second round was suspended from 1:45 p.m. until 4:00 p.m. Due to darkness, the second round was suspended for the day with 57 players on the course. On Saturday, due to heavy overnight rain, play did not resume until 1:40 p.m. The second concluded at 4:02 p.m. and third-round tee times were 4:14 p.m.-6:25 p.m. Due to darkness, the third round was suspended at 6:10 p.m. The third round resumed at 7:15 a.m. Sunday and concluded at 12:30 p.m. With no re-pairing between rounds, the final round tee times were between 10:40 a.m.-12:50 p.m. Sunday was cloudy with high of 85 and wind gusting to 32 mph.
2019	Rain and thunderstorms prevented any play Thursday. After several delays to the scheduled 7 a.m. opening tee time, the decision was made at 1 p.m. Thursday to begin the first round at 7 a.m. Friday. The first round was delayed 30 minutes Friday while the course was being prepared, eventually beginning at 7:30 a.m. and being completed at 6:19 p.m. Rounds three and four featured threesomes of two tees. Players were not re-paired between rounds. Due to darkness, the final round was suspended at 6:11 p.m. with 12 players remaining on the course. The final round resumed at 7:30 a.m. Monday. Preferred lies rule was in place for all four rounds.
2020	Inclement weather caused a 10-minute delay to start the first round, which was played with preferred lies. Due to darkness, second round was suspended at 6:10 p.m. and concluded on Saturday at 8:52 a.m. Third round began at 10:20 a.m. Final round was suspended from 8:44 a.m. until 10:55 p.m. due to inclement weather.
2021	Due to Wednesday night rains, preferred lies in closely mown areas were in effect all four rounds.



# ESTADÍSTICAS HOYO POR HOYO

En el 2010 el par cambió de 70 a 71 con el cambio del hoyo No 5 a par - 5

## 2021

Total For Final Round Posting 70 Scores

Hoyo	Par	Average	Doble Águila	Águila	Birdies	Pares	Bogeys	Doble Bogey	Triple Bogey
Hole	Par	Average	Double Eagles	Eagles	Birdies	Pars	Bogeys	Double Bogey	Triple Bogey
1	4	4.000	0	0	10	52	6	2	0
2	4	3.871	0	0	19	42	8	1	0
3	4	3.800	0	0	19	47	3	1	0
4	3	2.571	0	0	33	34	3	0	0
5	5	4.643	0	3	31	24	12	0	0
6	4	4.043	0	0	7	54	8	1	0
7	5	4.657	0	0	28	38	4	0	0
8	3	2.814	0	0	20	43	7	0	0
9	4	3.943	0	0	9	56	5	0	0
OUT	36	34.343	0	3	176	390	56	5	0
10	3	2.900	0	0	10	57	3	0	0
11	4	3.714	0	0	27	36	7	0	0
12	4	4.200	0	0	7	44	17	2	0
13	5	4.314	0	3	44	21	2	0	0
14	4	4.129	0	0	12	40	16	1	1
15	3	2.843	0	0	16	49	5	0	0
16	4	4.271	0	0	5	43	20	2	0
17	4	3.957	0	0	17	39	14	0	0
18	4	4.343	0	0	5	39	23	3	0
IN	35	34.671	0	3	143	368	107	8	1
TOT	71	69.014	0	6	319	758	163	13	1

### Round 4

Rounds Below 70	40
Rounds Below Par	50
Rounds Par and Below	58
Rounds At Even Par	8
Rounds Over Par	12
Rounds 80 and Over	0

# HOLE BY HOLE STATISTICS

In 2010 par was changed from 70 to 71 with Hole #5 changed to par-5

## 2021

Grand Totals Thru Final Round Posting 403 Scores

Hoyo	Par	Average	Doble Águila	Águila	Birdies	Pares	Bogeys	Doble Bogey	Triple Bogey
Hole	Par	Average	Double Eagles	Eagles	Birdies	Pars	Bogeys	Double Bogey	Triple Bogey
1	4	4.025	0	0	63	276	56	7	1
2	4	3.923	0	0	85	267	48	3	0
3	4	3.886	0	0	101	257	37	7	1
4	3	2.653	0	0	156	233	13	0	1
5	5	4.702	0	13	170	151	63	5	1
6	4	3.958	0	0	66	292	41	4	0
7	5	4.591	0	2	184	197	17	3	0
8	3	2.784	0	1	101	285	16	0	0
9	4	3.988	0	0	66	277	59	1	0
OUT	36	34.509	0	16	992	2235	350	30	4
10	3	3.030	0	1	55	284	57	6	0
11	4	3.811	0	1	104	269	28	1	0
12	4	4.087	0	0	55	273	65	7	3
13	5	4.330	0	22	246	115	20	0	0
14	4	4.047	0	0	67	265	59	9	3
15	3	2.866	0	0	91	278	31	3	0
16	4	4.298	0	0	32	243	107	19	2
17	4	3.943	0	2	87	251	59	3	1
18	4	4.176	0	0	39	264	90	10	0
IN	35	34.588	0	26	776	2242	516	58	9
TOT	71	69.097	0	42	1768	4477	866	88	13

### Round 1

Rounds Below 70	77	79	47	40	243
Rounds Below Par	91	96	57	50	294
Rounds Par and Below	103	110	61	58	332
Rounds At Even Par	12	14	4	8	38
Rounds Over Par	29	21	9	12	71
Rounds 80 and Over	0	0	0	0	0



# RESULTADOS FINALES

2021

Jugador Player	PAR PAR	R1 R1	R2 R2	R3 R3	R4 R4	Total Total	Ganancias USD Earnings USD
Viktor Hovland	-20	67	65	62	67	261	\$1,296,000
Carlos Ortiz	2	67	65	67	66	265	\$784,800
Justin Thomas	3	68	65	64	69	266	\$496,800
Scottie Scheffler	4	67	64	70	66	267	\$352,800
Joaquin Niemann	T5	69	66	67	66	268	\$278,100
Matthew Wolff	T5	61	68	74	65	268	\$278,100
Abraham Ancer	T7	68	68	68	65	269	\$218,700
Sergio Garcia	T7	64	69	67	69	269	\$218,700
Andrew Landry	T7	66	68	67	68	269	\$218,700
Danny Lee	T7	68	69	68	64	269	\$218,700
Talor Gooch	T11	64	69	63	74	270	\$160,200
Maverick McNealy	T11	68	69	69	64	270	\$160,200
Seamus Power	T11	68	67	67	68	270	\$160,200
Brendon Todd	T11	67	69	66	68	270	\$160,200
Christiaan Bezuidenhout	T15	69	68	67	67	271	\$109,800
John Huh	T15	66	69	67	69	271	\$109,800
Denny McCarthy	T15	67	68	67	69	271	\$109,800
Troy Merritt	T15	68	70	66	67	271	\$109,800
Aaron Rai	T15	67	71	66	67	271	\$109,800
Michael Thompson	T15	68	65	69	69	271	\$109,800
Aaron Wise	T15	63	70	68	70	271	\$109,800
Thomas Detry	T22	67	68	71	66	272	\$69,480
Matt Kuchar	T22	68	66	69	69	272	\$69,480
Martin Laird	T22	68	66	71	67	272	\$69,480
Adam Long	T22	66	70	68	68	272	\$69,480
Andrew Novak	T22	66	72	71	63	272	\$69,480
Doug Ghim	T27	69	65	69	70	273	\$50,400
James Hahn	T27	67	67	68	71	273	\$50,400



# FINAL RESULTS

2021

Jugador Player	PAR PAR	R1 R1	R2 R2	R3 R3	R4 R4	Total Total	Ganancias USD Earnings USD
Ryan Palmer	T27	69	64	72	68	273	\$50,400
J.J. Spaun	T27	65	68	67	73	273	\$50,400
Brian Stuard	T27	69	69	66	69	273	\$50,400
Danny Willett	T27	68	68	68	69	273	\$50,400
Chez Reavie	T33	66	72	70	66	274	\$37,594
Greyson Sigg	T33	69	69	72	64	274	\$37,594
Sepp Straka	T33	66	71	69	68	274	\$37,594
Hudson Swafford	T33	68	70	68	68	274	\$37,594
Billy Horschel	T33	64	69	70	71	274	\$37,594
Charles Howell III	T33	69	66	69	70	274	\$37,594
Nick Taylor	T33	67	69	67	71	274	\$37,594
Rickie Fowler	T40	66	72	69	68	275	\$28,440
Tyrrell Hatton	T40	70	66	67	72	275	\$28,440
Anirban Lahiri	T40	67	66	70	72	275	\$28,440
Scott Piercy	T40	69	68	70	68	275	\$28,440
Justin Rose	T40	67	70	68	70	275	\$28,440
Joel Dahmen	T45	65	71	69	71	276	\$19,342
Tyler Duncan	T45	67	70	67	72	276	\$19,342
Tony Finau	T45	67	69	70	70	276	\$19,342
Bill Haas	T45	65	68	73	70	276	\$19,342
Alex Noren	T45	69	67	68	72	276	\$19,342
Henrik Norlander	T45	70	66	69	71	276	\$19,342
Doc Redman	T45	70	66	72	68	276	\$19,342
Charl Schwartzel	T45	69	69	69	69	276	\$19,342
Adam Svensson	T45	72	65	74	65	276	\$19,342
Roberto Díaz	T45	71	65	68	72	276	\$19,342
C.T. Pan	T45	69	68	67	72	276	\$19,342
Adam Hadwin	T56	69	68	69	71	277	\$16,272



# RESULTADOS FINALES

2021

Jugador Player	PAR PAR	R1 R1	R2 R2	R3 R3	R4 R4	Total Total	Ganancias USD Earnings USD
Russell Henley	T56	65	69	76	67	277	\$16,272
Tom Hoge	T56	72	66	69	70	277	\$16,272
Patton Kizzire	T56	68	69	70	70	277	\$16,272
Keith Mitchell	T56	68	69	69	71	277	\$16,272
Patrick Reed	T56	73	65	70	69	277	\$16,272
Brandt Snedeker	T56	66	71	73	67	277	\$16,272
Kevin Tway	T56	68	69	71	69	277	\$16,272
Matt Fitzpatrick	T64	68	69	68	73	278	\$15,336
Garrick Higgo	T64	71	63	69	75	278	\$15,336
Chris Kirk	T64	64	73	70	71	278	\$15,336
Andrew Putnam	T64	68	68	72	70	278	\$15,336
Vincent Whaley	T64	70	68	70	70	278	\$15,336
Brendan Steele	69	70	67	68	74	279	\$14,904
Keegan Bradley	70	71	67	68	74	280	\$14,760

# FINAL RESULTS

2021

## CORTE • CUT

Charley Hoffman, Sung Kang, Russell Knox, Hank Lebioda, Luke List, Ian Poulter, Davis Riley, Rory Sabbatini, Roger Sloan, Harold Varner III, Jhonattan Vegas, Camilo Villegas, Gary Woodland, Luke Donald, Brice Garnett, Emiliano Grillo, Kramer Hickok, Matt Jones, Nate Lashley, Shane Lowry, Ryan Moore, Trey Mullinax, Pat Perez, J.T. Poston, Sam Ryder, Kyle Stanley, Kevin Streelman, Will Zalatoris, Dylan Frittelli, Brian Gay, Stephan Jaeger, Graeme McDowell, Henrik Stenson, Braden Thornberry, Martin Trainer, Cameron Tringale, Nick Watney, Juan Carlos Benitez, Jonas Blixt, Zach Johnson, Brooks Koepka, Patrick Rodgers, Richy Werenski, Juan Diego Fernandez, Brian Harman, Lucas Herbert, Guido Migliozzi, Francesco Molinari, Adam Schenk, Jimmy Walker, Peter Malnati, Taylor Pendrith, Scott Stallings, Curtis Thompson, Camilo Aguado, Joseph Bramlett, Eugenio Chacarra, David Lipsky, Willie Mack III, Mito Pereira, Samuel Del Val, Kelly Kraft.



# RESULTADOS FINALES

2020

Jugador Player	PAR PAR	R1 R1	R2 R2	R3 R3	R4 R4	Total Total	Ganancias USD Earnings USD
1 Viktor Hovland	1	67	65	62	67	264	\$ 1,296,000.00
2 Aaron Wise	-19	67	68	67	63	265	\$ 784,800.00
3 Adam Long	-17	70	67	63	67	267	\$ 424,800.00
Tom Hoge	-17	66	67	65	69	267	\$ 424,800.00
5 Harris English	-16	69	70	66	63	268	\$ 266,400.00
Billy Horschel	-16	70	69	65	64	268	\$ 266,400.00
Lucas Glover	-16	71	65	66	66	268	\$ 266,400.00
8 Brendon Todd	-15	67	69	67	66	269	\$ 203,400.00
Tony Finau	-15	67	66	69	67	269	\$ 203,400.00
Carlos Ortiz	-15	67	69	67	66	269	\$ 203,400.00
Emiliano Grillo	-15	66	63	68	72	269	\$ 203,400.00
12 Max Homa	-14	73	67	65	65	270	\$ 147,600.00
A Austin Eckroat	-14	69	69	67	65	270	
Maverick McNealy	-14	70	71	63	66	270	\$ 147,600.00
Abraham Ancer	-14	72	67	65	66	270	\$ 147,600.00
Justin Thomas	-14	72	67	62	69	270	\$ 147,600.00
17 Corey Connors	-13	71	66	68	66	271	\$ 117,000.00
Steve Stricker	-13	69	70	65	67	271	\$ 117,000.00
Patrick Rodgers	-13	70	66	65	70	271	\$ 117,000.00
20 John Huh	-12	70	67	70	65	272	\$ 95,400.00
Jhonattan Vegas	-12	69	70	67	66	272	\$ 95,400.00
Joel Dahmen	-12	68	67	68	69	272	\$ 95,400.00
23 Vincent Whaley	-11	71	66	69	67	273	\$ 65,262.86
Daniel Berger	-11	69	70	67	67	273	\$ 65,262.86
Tyler Duncan	-11	70	67	68	68	273	\$ 65,262.86
Charles Howell III	-11	72	69	67	65	273	\$ 65,262.86
Bo Hoag	-11	68	70	66	69	273	\$ 65,262.86
Joaquin Niemann	-11	66	70	67	70	273	\$ 65,262.85



# FINAL RESULTS

2020

Jugador Player	PAR PAR	R1 R1	R2 R2	R3 R3	R4 R4	Total Total	Ganancias USD Earnings USD
Russell Knox	-11	65	69	68	71	273	\$ 65,262.85
30 Chris Baker	-10	68	68	72	66	274	\$ 50,400.00
Brian Harman	-10	70	69	66	69	274	\$ 50,400.00
32 Camilo Villegas	-9	70	66	69	70	275	\$ 43,056.00
Brice Garnett	-9	74	65	66	70	275	\$ 43,056.00
Keegan Bradley	-9	69	72	68	66	275	\$ 43,056.00
Kevin Streelman	-9	69	71	71	64	275	\$ 43,056.00
Patton Kizzire	-9	72	68	71	64	275	\$ 43,056.00
37 Sung Kang	-8	70	70	69	67	276	\$ 37,440.00
38 Hank Lebioda	-7	71	69	70	67	277	\$ 34,920.00
Nate Lashley	-7	67	69	74	67	277	\$ 34,920.00
40 Satoshi Kodaira	-6	70	70	66	72	278	\$ 29,160.00
Branden Grace	-6	71	68	69	70	278	\$ 29,160.00
Brandon Hagy	-6	69	70	69	70	278	\$ 29,160.00
Scott Piercy	-6	70	70	68	70	278	\$ 29,160.00
Rory Sabbatini	-6	69	70	70	69	278	\$ 29,160.00
Troy Merritt	-6	70	68	73	67	278	\$ 29,160.00
47 Chris Kirk	-5	69	70	68	72	279	\$ 20,952.00
Andy Ogletree	-5	69	67	70	73	279	\$ 20,952.00
Kyle Stanley	-5	68	67	72	72	279	\$ 20,952.00
Charley Hoffman	-5	72	66	70	71	279	\$ 20,952.00
K.J. Choi	-5	70	70	69	70	279	\$ 20,952.00
Doug Ghim	-5	71	69	71	68	279	\$ 20,952.00
52 Akshay Bhatia	-4	67	69	70	74	280	\$ 17,208.00
Jason Dufner	-4	69	68	70	73	280	\$ 17,208.00
Will Zalatoris	-4	72	68	67	73	280	\$ 17,208.00
Pat Perez	-4	68	72	68	72	280	\$ 17,208.00
Sepp Straka	-4	73	68	67	72	280	\$ 17,208.00



# RESULTADOS FINALES

2020

Jugador Player	PAR PAR	R1 R1	R2 R2	R3 R3	R4 R4	Total Total	Ganancias USD Earnings USD
Rafael Campos	-4	72	68	69	71	280	\$ 17,208.00
Kelly Kraft	-4	70	71	71	68	280	\$ 17,208.00
59 Chase Seiffert	-3	69	69	69	74	281	\$ 16,272.00
Mark Hubbard	-3	71	67	69	74	281	\$ 16,272.00
Ryan Brehm	-3	69	67	70	75	281	\$ 16,272.00
Kyoung-Hoon Lee	-3	69	70	67	75	281	\$ 16,272.00
63 Austin Cook	-2	70	70	70	72	282	\$ 15,840.00
Xinjun Zhang	-2	72	69	73	68	282	\$ 15,840.00
65 J.J. Spaun	-1	70	69	73	71	283	\$ 15,552.00
Ben Taylor	-1	72	69	72	70	283	\$ 15,552.00
67 Hunter Mahan	E	68	69	73	74	284	\$ 15,336.00
A Quade Cummins	E	71	70	74	69	284	
69 Michael Gellerman	+2	70	70	71	75	286	\$ 15,192.00
70 Keith Mitchell	+3	70	70	71	76	287	\$ 15,048.00
71 Harold Varner III	+5	70	71	75	73	289	\$ 14,904.00

# FINAL RESULTS

2020

## CORTE • CUT

Sam Ryder, Bronson Burgoon, Henrik Norlander, Brooks Koepka, Michael Gligic, Nick Watney, Tim Wilkinson, Rickie Fowler, Ryan Armour, Aaron Baddeley, Alex Noren, Graeme McDowell, Sebastián Muñoz, Rob Oppenheim, Roberto Díaz, D.J. Trahan, Byeong Hun An, Drew Nesbitt, Harry Higgs, Chesson Hadley, Luke Donald, Ollie Schniederjans, Gary Woodland, Kristoffer Ventura, Mark Anderson, Adam Schenk, Vaughn Taylor, Rafa Cabrera Bello, Brendan Steele, Fabián Gómez, Roger Sloan, Matt Every, Denny McCarthy, Brian Stuard, Luke List, Peter Malnati, D.A. Points, Russell Henley, Adam Hadwin, Robby Shelton, Scott Harrington, Armando Favela, Aaron Terrazas, Bo Van Pelt, Joseph Bramlett, Santiago Tarrío, Andrew Putnam, Kevin Stadler, Patrick Cover, Chez Reavie, Sebastian Cappelen, Wesley Bryan, Rhein Gibson, Michael Kim, Marc Leishman, Will Gordon, Johnson Wagner, Beau Hossler, Isidro Benitez, Cameron Percy, Kiradech Aphibarnrat.



# RESULTADOS FINALES

2019

Jugador Player	PAR PAR	R1 R1	R2 R2	R3 R3	R4 R4	Total Total	Ganancias USD Earnings USD
1 Brendon Todd	-20	63	68	65	68	264	\$1,296,000.00
2 Carlos Ortiz	-19	69	65	65	66	265	\$ 544,800.00
Adam Long	-19	63	69	67	66	265	\$ 544,800.00
Vaughn Taylor	-19	64	66	67	68	265	\$ 544,800.00
5 Harris English	-17	65	64	68	70	267	\$ 295,200.00
6 Joel Dahmen	-15	69	69	66	65	269	\$ 252,000.00
Robby Shelton	-15	66	66	72	65	269	\$ 252,000.00
8 Abraham Ancer	-14	66	72	65	67	270	\$ 210,600.00
Billy Horschel	-14	65	71	66	68	270	\$ 210,600.00
Pat Perez	-14	68	65	68	69	270	\$ 210,600.00
11 Brice Garnett	-13	71	67	69	64	271	\$ 167,400.00
C.T. Pan	-13	68	70	66	67	271	\$ 167,400.00
Dylan Frittelli	-13	66	69	71	65	271	\$ 167,400.00
14 Brian Gay	-12	66	72	69	65	272	\$ 127,800.00
Zac Blair	-12	67	73	65	67	272	\$ 127,800.00
Matt Kuchar	-12	69	68	73	62	272	\$ 127,800.00
Robert Streb	-12	71	64	67	70	272	\$ 127,800.00
18 Chris Stroud	-11	66	70	70	67	273	\$ 106,200.00
Scottie Scheffler	-11	66	69	70	68	273	\$ 106,200.00
20 Ben Martin	-10	67	69	66	72	274	\$ 88,200.00
Charles Howell III	-10	70	71	67	66	274	\$ 88,200.00
Bo Hoag	-10	66	69	71	68	274	\$ 88,200.00
23 Graeme McDowell	-9	66	71	71	67	275	\$ 69,480.00
Zach Johnson	-9	64	70	72	69	275	\$ 69,480.00
Brian Stuard	-9	69	72	64	70	275	\$ 69,480.00
26 Aaron Baddeley	-8	70	67	72	67	276	\$ 51,480.00
Scott Piercy	-8	70	66	68	72	276	\$ 51,480.00
Nick Taylor	-8	67	70	70	69	276	\$ 51,480.00



# FINAL RESULTS

2019

Jugador Player	PAR PAR	R1 R1	R2 R2	R3 R3	R4 R4	Total Total	Ganancias USD Earnings USD
Maverick McNealy	-8	71	69	71	65	276	\$ 51,480.00
Chez Reavie	-8	66	70	68	72	276	\$ 51,480.00
Chris Baker	-8	64	69	74	69	276	\$ 51,480.00
Danny Lee	-8	62	70	70	74	276	\$ 51,480.00
33 Harry Higgs	-7	70	68	71	68	277	\$36,810.00
Chris Kirk	-7	70	69	67	71	277	\$ 36,810.00
Bronson Burgoon	-7	66	73	69	69	277	\$ 36,810.00
Cameron Champ	-7	70	69	70	68	277	\$ 36,810.00
Ryan Armour	-7	68	70	69	70	277	\$ 36,810.00
Matt Jones	-7	71	69	70	67	277	\$ 36,810.00
Rory Sabbatini	-7	69	72	68	68	277	\$ 36,810.00
Russell Knox	-7	69	72	69	67	277	\$ 36,810.00
41 Henrik Norlander	-6	67	71	74	66	278	\$ 25,560.00
David Hearn	-6	69	70	71	68	278	\$ 25,560.00
J.T. Poston	-6	68	71	74	65	278	\$ 25,560.00
Chase Seiffert	-6	68	69	73	68	278	\$ 25,560.00
Emiliano Grillo	-6	70	67	70	71	278	\$ 25,560.00
Brendan Steele	-6	68	72	72	66	278	\$ 25,560.00
Beau Hossler	-6	70	71	69	68	278	\$ 25,560.00
48 Matthew NeSmith	-5	67	71	70	71	279	\$ 18,257.15
Denny McCarthy	-5	69	71	72	67	279	\$ 18,257.15
Tyler Duncan	-5	73	67	66	73	279	\$ 18,257.14
Calum Hill	-5	69	66	71	73	279	\$ 18,257.14
Scott Stallings	-5	70	71	69	69	279	\$ 18,257.14
Alvaro Ortiz	-5	66	67	68	78	279	\$ 18,257.14
Xinjun Zhang	-5	70	71	68	70	279	\$ 18,257.14
55 Talor Gooch	-3	71	69	71	70	281	\$ 16,776.00
Brandon Wu	-3	68	69	70	74	281	\$ 16,776.00



Jugador Player	PAR PAR	R1 R1	R2 R2	R3 R3	R4 R4	Total Total	Ganancias USD Earnings USD
Will Gordon	-3	70	70	70	71	281	\$ 16,776.00
58 Patrick Rodgers	-2	68	71	71	72	282	\$ 15,984.00
Graham DeLaet	-2	68	71	72	71	282	\$ 15,984.00
Patton Kizzire	-2	67	71	71	73	282	\$ 15,984.00
Harold Varner III	-2	68	69	73	72	282	\$ 15,984.00
James Hahn	-2	68	73	68	73	282	\$ 15,984.00
Peter Malnati	-2	72	69	71	70	282	\$ 15,984.00
Mark Hubbard	-2	64	71	73	74	282	\$ 15,984.00
Kevin Chappell	-2	70	71	73	68	282	\$ 15,984.00
66 Wes Roach	-1	70	69	73	71	283	\$ 14,976.00
Hudson Swafford	-1	69	70	69	75	283	\$ 14,976.00
Cameron Tringale	-1	69	71	71	72	283	\$ 14,976.00
Rafael Campos	-1	71	70	72	70	283	\$ 14,976.00
Sam Ryder	-1	66	75	70	72	283	\$ 14,976.00
Sebastian Cappelen	-1	71	70	71	71	283	\$ 14,976.00
72 Luke Donald	E	66	72	73	73	284	\$ 14,256.00
Scott Harrington	E	69	69	75	71	284	\$ 14,256.00
Ryan Brehm	E	71	69	68	76	284	\$ 14,256.00
Brian Harman	E	71	70	74	69	284	\$ 14,256.00
76 Lanto Griffin	+1	71	68	74	72	285	\$ 13,752.00
Scott Brown	+1	72	69	71	73	285	\$ 13,752.00
Kevin Kisner	+1	70	71	70	74	285	\$ 13,752.00
79 Shawn Stefani	+2	69	72	72	73	286	\$ 13,464.00
80 Jim Herman	+3	70	71	73	73	287	\$ 13,176.00
J.J. Spaun	+3	69	72	77	69	287	\$ 13,176.00
Satoshi Kodaira	+3	70	71	74	72	287	\$ 13,176.00

### CORTE • CUT

Jhonattan Vegas, Adam Schenk, Viktor Hovland, Doc Redman, Kevin Streelman, Martin Laird, Keith Mitchell, Aaron Wise, Roger Sloan, Kramer Hickok, Russell Henley, Andrew Landry, Rhein Gibson, Kristoffer Ventura, Roberto Díaz, Keegan Bradley, Fabián Gómez, Sebastián Vázquez, Rob Oppenheim, Joaquin Niemann, Eugenio Lopez-Chacarra, Wyndham Clark, Kyle Stanley, Si Woo Kim, Davis Love III, Tony Finau, Kyoung-Hoon Lee, Mark Anderson, Mackenzie Hughes, Sebastián Muñoz, Austin Cook, Tom Hoge, Sepp Straka, Ben Taylor, Michael Gligic, Jason Day, Nick Watney, Charley Hoffman, Luke List, Michael Kim, Bo Van Pelt, Hank Lebioda, Ben Silverman, Nelson Ledesma, Kevin Stadler, José de Jesús Rodríguez, D.A. Points, Jimmy Stanger, Efen Serna, Jr.

**SE RETIRÓ • WITHDRAWN:** Tyler McCumber.





# RESULTADOS FINALES

2018

Jugador Player	PAR PAR	R1 R1	R2 R2	R3 R3	R4 R4	Total Total	Ganancias USD Earnings USD
Matt Kuchar	-22	64	64	65	69	262	\$ 1,296,000.00
Danny Lee	-21	65	66	67	65	263	\$ 777,600.00
J.J. Spaun	-19	69	65	65	66	265	\$ 417,600.00
Richy Werenski	-19	65	66	67	67	265	\$ 417,600.00
Brice Garnett	-18	68	67	65	66	266	\$ 288,000.00
Scott Piercy	-17	67	68	70	62	267	\$ 233,100.00
Harold Varner III	-17	65	69	68	65	267	\$ 233,100.00
Pat Perez	-17	66	67	67	67	267	\$ 233,100.00
Jim Furyk	-17	69	65	66	67	267	\$ 233,100.00
Adam Hadwin	-16	65	67	68	68	268	\$ 165,600.00
Anirban Lahiri	-16	65	66	69	68	268	\$ 165,600.00
Cameron Champ	-16	68	62	69	69	268	\$ 165,600.00
Aaron Wise	-16	71	65	63	69	268	\$ 165,600.00
Whee Kim	-16	68	63	66	71	268	\$ 165,600.00
Emiliano Grillo	-15	65	68	67	69	269	\$ 129,600.00
C.T. Pan	-14	67	69	68	66	270	\$ 108,000.00
Armando Favela	-14	67	67	70	66	270	\$ 108,000.00
Rickie Fowler	-14	66	68	69	67	270	\$ 108,000.00
Stephan Jaeger	-14	65	69	68	68	270	\$ 108,000.00
Tony Finau	-14	69	65	67	69	270	\$ 108,000.00
Ryan Armour	-13	67	67	71	66	271	\$ 74,880.00
Billy Horschel	-13	71	66	69	65	271	\$ 74,880.00
Jason Dufner	-13	69	66	72	64	271	\$ 74,880.00
J.T. Poston	-13	65	69	68	69	271	\$ 74,880.00
Abraham Ancer	-13	65	68	67	71	271	\$ 74,880.00
Si Woo Kim	-12	71	67	68	66	272	\$ 55,440.00
Chez Reavie	-12	67	68	68	69	272	\$ 55,440.00
Vaughn Taylor	-12	69	68	65	70	272	\$ 55,440.00
Scott Langley	-11	69	67	69	68	273	\$ 42,880.00
Bud Cauley	-11	65	68	71	69	273	\$ 42,880.00
Kyoung-Hoon Lee	-11	66	66	72	69	273	\$ 42,880.00
Sung Kang	-11	65	70	71	67	273	\$ 42,880.00
Steve Marino	-11	70	64	70	69	273	\$ 42,880.00



# FINAL RESULTS

2018

Jugador Player	PAR PAR	R1 R1	R2 R2	R3 R3	R4 R4	Total Total	Ganancias USD Earnings USD
Kramer Hickok	-11	64	68	74	67	273	\$ 42,880.00
James Hahn	-11	66	67	70	70	273	\$ 42,880.00
Seth Reeves	-11	68	69	69	67	273	\$ 42,880.00
Russell Henley	-11	66	69	68	70	273	\$ 42,880.00
Jhonattan Vegas	-10	68	66	71	69	274	\$ 32,400.00
Kelly Kraft	-10	69	64	68	73	274	\$ 32,400.00
Tyler Duncan	-10	73	65	70	66	274	\$ 32,400.00
Denny McCarthy	-9	72	64	69	70	275	\$ 25,200.00
Kevin Chappell	-9	65	70	69	71	275	\$ 25,200.00
Jamie Lovemark	-9	71	66	69	69	275	\$ 25,200.00
Joel Dahmen	-9	69	69	68	69	275	\$ 25,200.00
Oscar Fraustro	-9	66	70	71	68	275	\$ 25,200.00
Brian Gay	-9	68	63	76	68	275	\$ 25,200.00
Gary Woodland	-9	65	73	72	65	275	\$ 25,200.00
Chris Kirk	-8	72	66	67	71	276	\$ 18,096.00
Adam Schenk	-8	66	70	70	70	276	\$ 18,096.00
Josh Teater	-8	67	67	69	73	276	\$ 18,096.00
Dominic Bozzelli	-8	64	67	71	74	276	\$ 18,096.00
Cameron Davis	-8	68	68	72	68	276	\$ 18,096.00
J.B. Holmes	-8	69	68	71	68	276	\$ 18,096.00
Sam Ryder	-7	69	68	69	71	277	\$ 16,704.00
José de Jesús Rodríguez	-6	70	64	72	72	278	\$ 16,272.00
Patton Kizzire	-6	65	66	72	75	278	\$ 16,272.00
Anders Albertson	-6	67	71	70	70	278	\$ 16,272.00
Rory Sabbatini	-6	69	69	72	68	278	\$ 16,272.00
Hudson Swafford	-6	71	67	73	67	278	\$ 16,272.00
Jonas Blixt	-5	69	63	76	71	279	\$ 15,696.00
Bill Haas	-5	70	68	71	70	279	\$ 15,696.00
Joaquin Niemann	-5	66	71	73	69	279	\$ 15,696.00
Chase Wright	-4	67	71	73	69	280	\$ 15,408.00
Sebastián Muñoz	-3	69	67	72	73	281	\$ 15,264.00
Keith Mitchell	-2	66	71	72	73	282	\$ 14,976.00
Ernie Els	-2	72	66	72	72	282	\$ 14,976.00



# RESULTADOS FINALES

## 2018

Jugador Player	PAR PAR	R1 R1	R2 R2	R3 R3	R4 R4	Total Total	Ganancias USD Earnings USD
Brandon Harkins	-2	70	67	74	71	282	\$ 14,976.00
Scott Brown	E	67	68	73	76	284	\$ 14,544.00
Brian Harman	E	66	68	76	74	284	\$ 14,544.00
Harris English	E	67	70	74	73	284	\$ 14,544.00
Matt Jones	+4	65	73	74	76	288	\$ 14,256.00
Shintaro Ban	+6	68	67	81	74	290	\$ 14,112.00

### CORTE • CUT

Alex Cejka, Wesley Bryan, Roger Sloan, A Viktor Hovland, Andrew Landry, Nick Taylor, Tom Hoge, Adam Svensson, Sungjae Im, Sean O'Hair, Martin Laird, Jordan Spieth, Charles Howell III, Peter Malnati, Graeme McDowell, Shawn Stefani, Carlos Ortiz, John Chin, Martin Trainer, Kyle Jones, Wyndham Clark, Ryan Blaum, Hunter Mahan, Kevin Kisner, John Huh, Norman Xiong, Fabián Gómez, Mackenzie Hughes, Ryan Moore, D.A. Points, Adri Arnaus, Beau Hossler, Roberto Díaz, Ollie Schniederjans, Kevin Stadler, Luke List, Zach Johnson, Corey Connors, Kevin Streelman, Cody Gribble, Brian Stuard, Charley Hoffman, Jim Herman, Patrick Rodgers, Sangmoon Bae, Max Homa, Brad Adamonis, Sebastián Vázquez, Seamus Power, Eamonn McLoughlin, Alex Prugh, Matt Hutchins, Curtis Luck, Robert Streb, Zach A Bauchou, Sam Burns, Freddie Jacobson.

### SE RETIRÓ • WITHDRAWN:

Chris Stroud, Grayson Murray, Sam Saunders.



# FINAL RESULTS

## 2017

Jugador Player	PAR PAR	R1 R1	R2 R2	R3 R3	R4 R4	Total Total	Ganancias USD Earnings USD
Patton Kizzire	1	62	70	66	67	265	\$1,278,000.00
Rickie Fowler	2	65	67	67	67	266	\$766,800.00
Si Woo Kim	3	67	68	69	65	269	\$482,800.00
Charles Howell III	4	68	70	66	66	270	\$312,400.00
Martin Piller	T4	66	68	71	65	270	\$312,400.00
Ryan Moore	6	70	66	67	68	271	\$246,725.00
Scott Brown	T6	67	69	66	69	271	\$246,725.00
John Oda	8	68	65	69	70	272	\$220,100.00
Brian Stuard	9	69	70	69	65	273	\$177,500.00
Abraham Ancer	T9	71	69	65	68	273	\$177,500.00
Emiliano Grillo	T9	69	67	70	67	273	\$177,500.00
Russell Knox	T9	68	68	69	68	273	\$177,500.00
Alex Cejka	T9	69	67	68	69	273	\$177,500.00
Bryson DeChambeau	14	70	68	70	66	274	\$117,150.00
J.T. Poston	T14	69	68	67	70	274	\$117,150.00
J.J. Spaun	T14	68	69	67	70	274	\$117,150.00
Chez Reavie	T14	67	69	68	70	274	\$117,150.00
Anirban Lahiri	T14	67	69	67	71	274	\$117,150.00
Patrick Rodgers	T14	67	65	72	70	274	\$117,150.00
Xinjun Zhang	20	66	73	70	66	275	\$85,673.34
Shawn Stefani	T20	71	67	68	69	275	\$85,673.33
Kevin Streelman	T20	68	68	69	70	275	\$85,673.33
Joel Dahmen	23	68	70	69	69	276	\$71,000.00
Zach Johnson	T23	70	70	72	64	276	\$71,000.00
Cameron Tringale	25	71	68	70	68	277	\$50,804.45
Danny Lee	T25	70	69	72	66	277	\$50,804.45
Brice Garnett	T25	69	68	71	69	277	\$50,804.45
Tyrone Van Aswegen	T25	69	71	67	70	277	\$50,804.45
John Huh	T25	67	74	67	69	277	\$50,804.44
Roberto Díaz	T25	71	65	73	68	277	\$50,804.44
Oscar Fraustro	T25	69	66	72	70	277	\$50,804.44
Brian Gay	T25	68	65	73	71	277	\$50,804.44
Brandon Harkins	T25	65	68	75	69	277	\$50,804.44
Graeme McDowell	34	69	70	70	69	278	\$35,094.29
Adam Schenk	T34	69	69	72	68	278	\$35,094.29
Rob Oppenheim	T34	68	68	73	69	278	\$35,094.29

# FINAL RESULTS

2017

Jugador Player	PAR PAR	R1 R1	R2 R2	R3 R3	R4 R4	Total Total	Ganancias USD Earnings USD
Pat Perez	T34	67	74	71	66	278	\$ 35,094.29
Retief Goosen	T34	66	70	69	73	278	\$ 35,094.28
Beau Hossler	T34	70	66	70	72	278	\$ 35,094.28
Gary Woodland	T34	68	73	68	69	278	\$ 35,094.28
Talor Gooch	41	69	69	69	72	279	\$ 26,980.00
Nicholas Lindheim	T41	70	67	74	68	279	\$ 26,980.00
Vaughn Taylor	T41	64	73	68	74	279	\$ 26,980.00
Richy Werenski	T41	69	71	70	69	279	\$ 26,980.00
Whee Kim	45	69	69	67	75	280	\$ 20,788.80
Carlos Ortiz	T45	67	71	74	68	280	\$ 20,788.80
Jason Kokrak	T45	69	68	74	69	280	\$ 20,788.80
Fabián Gómez	T45	66	70	75	69	280	\$ 20,788.80
Blayne Barber	T45	69	72	68	71	280	\$ 20,788.80
Austin Cook	50	66	72	72	71	281	\$ 17,125.20
Matt Jones	T50	72	67	69	73	281	\$ 17,125.20
Camilo Villegas	T50	72	68	70	71	281	\$ 17,125.20
Conrad Shindler	T50	69	72	72	68	281	\$ 17,125.20
Tyler Duncan	T50	69	72	72	68	281	\$ 17,125.20
Zac Blair	55	72	68	68	74	282	\$ 15,975.00
C.T. Pan	T55	71	66	73	72	282	\$ 15,975.00
Ryan Armour	T55	68	69	73	72	282	\$ 15,975.00
Nick Watney	T55	71	69	70	72	282	\$ 15,975.00
Ethan Tracy	T55	71	69	70	72	282	\$ 15,975.00
Tim Wilkinson	T55	70	71	70	71	282	\$ 15,975.00
Brett Stegmaier	61	71	67	74	71	283	\$ 15,052.00
Jonathan Byrd	T61	72	67	75	69	283	\$ 15,052.00
Johnson Wagner	T61	72	67	73	71	283	\$ 15,052.00
Jhonattan Vegas	T61	69	70	69	75	283	\$ 15,052.00
Tom Hoge	T61	72	68	70	73	283	\$ 15,052.00
Lanto Griffin	T61	71	70	72	70	283	\$ 15,052.00
Matt Every	T61	68	73	75	67	283	\$ 15,052.00
Geoff Ogilvy	68	68	71	72	73	284	\$ 14,129.00
Derek Fathauer	T68	70	70	74	70	284	\$ 14,129.00
Denny McCarthy	T68	75	65	72	72	284	\$ 14,129.00
Greg Chalmers	T68	69	71	73	71	284	\$ 14,129.00
Ken Duke	T68	68	68	77	71	284	\$ 14,129.00



# FINAL RESULTS

2017

Jugador Player	PAR PAR	R1 R1	R2 R2	R3 R3	R4 R4	Total Total	Ganancias USD Earnings USD
Keith Mitchell	T68	66	75	78	65	284	\$14,129.00
Aaron Baddeley	74	73	68	74	70	85	\$13,632.00
D.A. Points	75	75	66	69	76	286	\$13,419.00
Corey Conners	T75	70	71	73	72	286	\$13,419.00
Ricky Barnes	77	67	74	75	71	287	\$13,135.00
Rory Sabbatini	T77	74	67	74	72	287	\$13,135.00

### CORTE • CUT

Troy Merritt, Steve Wheatcroft, Peter Malnati, Stewart Cink, Sam Ryder, Ben Silverman, Patrick Reed, Chris Stroud, Aaron Wise, Ben Martin, Mark Wilson, Nick Taylo, Martin Flores, Mac Hughes, Hunter Mahan, Andrew Putnam, Seamus Power, Charley Hoffman, Harris English, Ted Potter, Jr., Brian Davis, Bronson Burgoon, Byeong Hun An, Kevin Chappell, Kyle Thompson, Nate Lashley, Sean Jacklin , José de Jesús Rodríguez, Billy Hurley III , Javier Colomo , Sam Saunders, Matt Atkins, Luke List , Brandon Hagy, Jim Herman, Jordan Niebrugge , Sangmoon Bae, Alex Kang, Jon Curran, Sung Kang, Stephan Jaeger, Jason Bohn, J.J. Henry, Cameron Champ, Wyndham Clark, Smylie Kaufman, Andrew Yun, Tom Lovelady.

### SE RETIRÓ • WITHDRAWN:

Chesson Hadley, David Lingmerth, Andrew Landry, Zecheng Dou, Ernie Els, Ryan Blaum.



# FINAL RESULTS

2016

Jugador Player	PAR PAR	R1 R1	R2 R2	R3 R3	R4 R4	Total Total	Ganancias USD Earnings USD
Pat Perez	1	68	66	62	67	263	\$1,260,001.80
Gary Woodland	2	64	65	66	70	265	\$756,001.08
Russell Knox	3	68	65	67	66	266	\$476,000.68
Kevin Streelman	4	65	73	64	65	267	\$289,333.75
Chez Reavie	T4	70	67	63	67	267	\$289,333.75
Scott Piercy	T4	65	66	66	70	267	\$289,333.74
Charles Howell III	7	69	64	69	66	268	\$218,166.98
Chris Kirk	T7	63	70	68	67	268	\$218,166.98
Luke List	T7	66	68	66	68	268	\$218,166.97
Adam Hadwin	10	67	66	70	67	270	\$175,000.25
Emiliano Grillo	T10	68	69	66	67	270	\$175,000.25
Jhonattan Vegas	T10	69	67	65	69	270	\$175,000.25
Oscar Fraustro	T10	71	66	68	66	271	\$140,000.20
Martin Laird	T10	68	67	66	70	271	\$140,000.20
John Peterson	15	71	69	64	68	272	\$98,466.81
Jason Kokrak	T15	70	68	67	67	272	\$98,466.81
Cody Gribble	T15	68	66	71	67	272	\$98,466.81
Keegan Bradley	T15	72	67	67	66	272	\$98,466.81
Ryan Blaum	T15	67	71	66	68	272	\$98,466.81
Stewart Cink	T15	74	64	65	69	272	\$98,466.81
Nick Taylor	T15	68	66	68	70	272	\$98,466.81
Cameron Davis	T15	66	70	66	70	272	\$98,466.80
Ben Crane	T15	64	70	67	71	272	\$98,466.80
Martin Flores	24	70	69	66	68	273	\$59,675.09
Graeme McDowell	T24	75	65	65	68	273	\$59,675.09
Marc Leishman	T24	70	65	69	69	273	\$59,675.08
Webb Simpson	T24	65	65	69	74	273	\$59,675.08
Camilo Villegas	28	64	72	69	69	274	\$45,550.07
J.J. Spaun	T28	68	72	65	69	274	\$45,550.07
Steve Marino	T28	70	64	69	71	274	\$45,550.07
John Huh	T28	67	66	69	72	274	\$45,550.07
Anirban Lahiri	T28	69	67	66	72	274	\$45,550.06
Brian Gay	T28	70	69	71	64	274	\$45,550.06
Seamus Power	T28	68	66	64	76	274	\$45,550.06
Brian Stuard	35	69	68	68	70	275	\$33,050.05
Brett Stegmaier	T35	67	72	66	70	275	\$33,050.05



# FINAL RESULTS

2016

Jugador Player	PAR PAR	R1 R1	R2 R2	R3 R3	R4 R4	Total Total	Ganancias USD Earnings USD
Robert Garrigus	T35	68	72	65	70	275	\$33,050.05
Jamie Lovemark	T35	71	68	65	71	275	\$33,050.05
J.T. Poston	T35	69	71	64	71	275	\$33,050.05
Chad Campbell	T35	74	66	66	69	275	\$33,050.04
Jason Bohn	T35	69	66	65	75	275	\$33,050.04
Cameron Smith	42	71	68	65	72	276	\$25,200.04
Zac Blair	T42	70	69	68	69	276	\$25,200.04
Ben Martin	T42	69	64	74	69	276	\$25,200.03
Wesley Bryan	T42	69	69	70	68	276	\$25,200.03
Cameron Tringale	46	71	66	67	73	277	\$19,845.03
Bob Estes	T46	71	69	66	71	277	\$19,845.03
Cheng Tsung Pan	T46	71	67	69	70	277	\$19,845.03
Hudson Swafford	T46	68	69	71	69	277	\$19,845.02
Jon Rahm	50	67	69	69	73	278	\$16,884.03
Tyrone Van Aswegen	T50	68	67	70	73	278	\$16,884.03
Will MacKenzie	T50	71	67	66	74	278	\$16,884.02
Richy Werenski	T50	68	71	70	69	278	\$16,884.02
Ryo Ishikawa	T50	69	71	71	67	278	\$16,884.02
Aaron Wise	55	65	71	71	72	279	\$15,820.03
Abraham Ancer	T55	65	68	74	72	279	\$15,820.02
Scott Brown	T55	67	69	73	70	279	\$15,820.02
Carlos Ortiz	T55	68	66	75	70	279	\$15,820.02
Brian Harman	T55	70	70	72	67	279	\$15,820.02
Vaughn Taylor	60	68	71	67	74	280	\$15,050.03
Xander Schauffele	T60	72	63	73	72	280	\$15,050.02
Boo Weekley	T60	73	66	70	71	280	\$15,050.02
J.J. Henry	T60	69	71	69	71	280	\$15,050.02
Mark Wilson	T60	66	73	71	70	280	\$15,050.02
Miguel Angel Carballo	T60	68	72	71	69	280	\$15,050.02
Bryson DeChambeau	66	70	68	69	74	281	\$14,420.02
Spencer Levin	T66	73	66	70	72	281	\$14,420.02
Ryan Brehm	T66	73	67	70	71	281	\$14,420.02
Ken Duke	69	72	68	70	72	282	\$14,070.02
Jonathan Garrick	T69	70	67	74	71	282	\$14,070.02
Kevin Tway	71	73	67	73	70	283	\$13,860.02
Chris Stroud	72	69	71	73	72	285	\$13,720.02



# FINAL RESULTS

2016

## CORTE • CUT

Bud Cauley, Billy Horschel, Harris English, Jerry Kelly, Scott Stallings, Andres Gonzales, Nicholas Lindheim, Rodolfo Cazaubon, Trey Mullinax, Dominic Bozzelli, Ian Poulter, Jonas Blixt, Charley Hoffman, Billy Hurley III, Jim Herman, Kyle Reifers, Steven Alker, Mackenzie Hughes, Ernie Els, Gonzalo Fdez-Castano, Jon Curran, Michael Kim, Kyle Stanley, Patrick Rodgers, Ricky Barnes, Tony Finau, Sebastian Vazquez, Shawn Stefani, Rory Sabbatini, K.J. Choi, David Hearn, Jim Furyk, Alex Cejka, Derek Fathauer, Sung Kang, Jonathan Randolph, Johnson Wagner, Fabian Gomez, Harold Varner III, Julian Etulain, Seung-Yul Noh, Mark Hubbard, Carl Pettersson, Michael Thompson, Zack Sucher, Matthew NeSmith, Hunter Mahan, Roberto Diaz, Luke Donald, Angel Cabrera, Tim Wilkinson, Morgan Hoffmann, Peter Malnati, Rick Lamb, Matt Every, Ollie Schniederjans, Steven Bowditch, Danny Lee.

## SE RETIRÓ • WITHDRAWN:

Greg Chalmers, Si Woo Kim.



# FINAL RESULTS

2015

Jugador Player	PAR PAR	R1 R1	R2 R2	R3 R3	R4 R4	Total Total	Ganancias USD Earnings USD
Graeme McDowell	1	67	63	70	66	266	\$1,116,000.00
Russell Knox	T2	70	65	65	66	266	\$545,600.00
Jason Bohn	T2	70	63	65	68	266	\$545,600.00
Derek Fathauer	4	65	66	66	71	268	\$297,600.00
Scott Brown	T5	67	67	68	68	270	\$235,600.00
Harold Varner III	T5	70	62	68	70	270	\$235,600.00
Brice Garnett	7	67	66	69	69	271	\$207,700.00
Keegan Bradley	T8	67	71	68	66	272	\$186,000.00
Johnson Wagner	T8	67	67	67	71	272	\$186,000.00
Peter Malnati	T10	68	71	67	67	273	\$137,433.34
Boo Weekley	T10	67	70	69	67	273	\$137,433.34
Hunter Stewart	T10	68	69	68	68	273	\$137,433.33
Patrick Rodgers	T10	67	66	69	71	273	\$137,433.33
Jon Rahm	T10	68	66	70	69	273	
Zac Blair	T10	68	67	68	70	273	\$137,433.33
Spencer Levin	T10	68	66	68	71	273	\$137,433.33
Charles Howell III	17	66	71	70	67	274	\$84,165.00
Jim Herman	T17	69	67	70	68	274	\$84,165.00
Dawie van der Walt	T17	66	74	64	70	274	\$84,165.00
Si Woo Kim	T17	68	64	72	70	274	\$84,165.00
Jason Kokrak	T17	68	67	68	71	274	\$84,165.00
Will Wilcox	T17	69	66	68	71	274	\$84,165.00
D.J. Trahan	T17	66	71	67	70	274	\$84,165.00
Freddie Jacobson	T17	70	69	63	72	274	\$84,165.00
Bronson Burgoon	T25	71	68	67	69	275	\$52,855.00
Roberto Castro	T25	70	68	68	69	275	\$52,855.00
Cameron Beckman	T25	67	71	68	69	275	\$52,855.00
Shawn Stefani	T25	65	68	69	73	275	\$52,855.00
Jon Curran	T29	68	71	67	70	276	\$42,160.00
Ryan Blaum	T29	73	65	69	69	276	\$42,160.00

# FINAL RESULTS

2015

Jugador Player	PAR PAR	R1 R1	R2 R2	R3 R3	R4 R4	Total Total	Ganancias USD Earnings USD
Camilo Villegas	T29	67	68	70	71	276	\$42,160.00
Sam Saunders	T29	68	71	68	69	276	\$42,160.00
Justin Leonard	T29	65	68	67	76	276	\$42,160.00
Smylie Kaufman	T34	68	72	66	71	277	\$32,756.67
Kevin Streelman	T34	69	67	70	71	277	\$32,756.67
Tim Clark	T34	69	69	67	72	277	\$32,756.67
Jerry Kelly	T34	68	69	71	69	277	\$32,756.67
Michael Thompson	T34	66	68	70	73	277	\$32,756.66
Tim Wilkinson	T34	69	70	69	69	277	\$32,756.66
Brian Harman	T40	70	68	69	71	278	\$24,800.00
Jason Dufner	T40	71	66	70	71	278	\$24,800.00
James Driscoll	T40	70	68	68	72	278	\$24,800.00
Seung-Yul Noh	T40	70	70	67	71	278	\$24,800.00
Rory Sabbatini	T40	70	68	67	73	278	\$24,800.00
Martin Laird	T40	70	70	68	70	278	\$24,800.00
Henrik Norlander	T46	68	68	69	74	279	\$18,153.60
Aaron Baddeley	T46	65	73	70	71	279	\$18,153.60
Tyrone Van Aswegen	T46	70	69	65	75	279	\$18,153.60
Erik Compton	T46	67	71	71	70	279	\$18,153.60
Hudson Swafford	T46	68	72	69	70	279	\$18,153.60
D.H. Lee	T51	69	68	70	73	280	\$14,738.29
Michael Kim	T51	70	68	70	72	280	\$14,738.29
Ricky Barnes	T51	70	69	69	72	280	\$14,738.29
Colt Knost	T51	67	68	69	76	280	\$14,738.29
Sung Kang	T51	71	69	69	71	280	\$14,738.28
Jeff Overton	T51	69	69	72	70	280	\$14,738.28
Jason Gore	T51	68	71	72	69	280	\$14,738.28
Patton Kizzire	T51	66	71	70	74	281	\$13,764.00
Blake Adams	T51	68	69	70	74	281	\$13,764.00
Brendon de Jonge	T51	69	69	70	73	281	\$13,764.00



# FINAL RESULTS

2015

Jugador Player	PAR PAR	R1 R1	R2 R2	R3 R3	R4 R4	Total Total	Ganancias USD Earnings USD
Mark Wilson	T51	67	72	9	73	281	\$13,764.00
Will MacKenzie	T51	67	70	72	72	281	\$13,764.00
Wes Roach	T51	70	67	70	75	282	\$13,144.00
Whee Kim	T51	69	68	71	74	282	\$13,144.00
Derek Ernst	T51	68	72	68	74	282	\$13,144.00
John Merrick	T51	69	71	70	72	282	\$13,144.00
Tom Hoge	T51	70	70	71	71	282	\$13,144.00
Matt Kuchar	T68	72	67	68	76	83	\$12,586.00
Robert Allenby	T68	69	71	70	73	283	\$12,586.00
Brett Stegmaier	T68	69	71	70	73	283	\$12,586.00
Kelly Kraft	T68	73	67	71	72	283	\$12,586.00
Shane Bertsch	T72	69	71	67	77	284	\$12,214.00
Andres Gonzales	T72	71	66	73	74	284	\$12,214.00
Chez Reavie	T74	71	69	70	75	285	\$11,904.00
Rodolfo E. Cazaubon	T74	69	71	72	73	285	\$11,904.00
David Hearn	T74	68	70	75	72	285	\$11,904.00
Mark Hubbard	77	70	69	71	77	287	\$11,656.00
Steve Marino	78	72	68	72	79	291	\$11,532.00

## CORTE • CUT

Greg Owen, Rod Pampling, Pat Perez, Charley Hoffman, Carlos Ortiz, Nacho Elvira, Hiroshi Iwata, Kyle Reifers, John Huh, Brendon Todd, Gonzalo Fernandez-Castaño, Abraham Ancer, Oscar Fraustro, Alex Cejka, K.J. Choi, Darron Stiles, Miguel Angel Carballo, Jonas Blixt, Geoff Ogilvy, Kyle Stanley, Chad Campbell, Justin Hicks, Scott Pinckney, Andrew Landry, Chris Stroud, Harris English, Ben Crane, Robert Garrigus, Steve Wheatcroft, Bryce Molder, Fred Funk, Jamie Lovemark, Scott Stallings, Luke List, Thomas Aiken, Blayne Barber, Domenico Geminiani, Yoshio Yamamoto, D.A. Points, Stewart Cink, Andres Romero, Adam Hadwin, Nicholas Thompson, Rhein Gibson, Brendan Steele, Jhonattan Vegas, Dicky Pride, Andrew Loupe, Bo Van Pelt, Stuart Appleby, Charlie Beljan, Angel Cabrera.



# FINAL RESULTS

2014

Jugador Player	PAR PAR	R1 R1	R2 R2	R3 R3	R4 R4	Total Total	Ganancias USD Earnings USD
Charley Hoffman	1	66	68	67	66	267	\$1,098,000.00
Shawn Stefani	2	66	65	68	69	268	\$658,800.00
Danny Lee	T3	66	69	67	67	269	\$353,800.00
Andres Gonzales	T3	69	67	66	67	269	\$353,800.00
Jerry Kelly	5	69	66	67	68	270	\$244,000.00
Brice Garnett	6	66	68	71	66	271	\$219,600.00
Tony Finau	T7	65	72	70	65	272	\$196,725.00
Jason Bohn	T7	66	65	67	74	272	\$196,725.00
Will MacKenzie	T9	65	68	74	66	273	\$141,171.00
Blayne Barber	T9	66	68	72	67	273	\$141,171.00
Carlos Ortiz	T9	67	69	69	68	273	\$141,171.00
Oscar Fraustro	T9	68	67	69	69	273	\$141,171.00
Nicholas Thompson	T9	68	65	71	69	273	\$141,171.00
Ken Duke	T9	69	63	70	71	273	\$141,171.00
Fred Funk	T9	69	65	69	70	273	\$141,171.00
Ricky Barnes	T16	69	69	71	65	274	\$85,574.00
Jason Kokrak	T16	66	69	72	67	274	\$85,574.00
Scott Piercy	T16	67	69	73	65	274	\$85,574.00
Johnson Wagner	T16	69	68	70	67	274	\$85,574.00
David Hearn	T16	68	65	73	68	274	\$85,574.00
John Peterson	T16	69	67	70	68	274	\$85,574.00
Alex Cejka	T16	66	67	68	73	274	\$85,574.00
Fabian Gomez	T23	70	66	72	67	275	\$52,765.00
Billy Hurley III	T23	67	69	71	68	275	\$52,765.00
Zac Blair	T23	70	68	68	69	275	\$52,765.00
Justin Thomas	T23	67	70	69	69	275	\$52,765.00
Chris Stroud	T23	69	68	69	69	275	\$52,765.00
Jim Herman	T23	67	69	69	70	275	\$52,765.00
Tim Wilkinson	T29	68	67	72	69	276	\$37,134.00
Chad Collins	T29	66	69	72	69	276	\$37,134.00



# FINAL RESULTS

2014

Jugador Player	PAR PAR	R1 R1	R2 R2	R3 R3	R4 R4	Total Total	Ganancias USD Earnings USD
Max Homa	T29	68	71	69	68	276	\$37,134.00
Kyle Reifers	T29	69	67	71	69	276	\$37,134.00
Daniel Summerhays	T29	69	65	75	67	276	\$37,134.00
Jeff Overton	T29	71	66	70	69	276	\$37,134.00
Greg Chalmers	T29	68	67	71	70	276	\$37,134.00
John Huh	T29	69	67	69	71	276	\$37,134.00
Robert Streb	T37	67	69	72	69	277	\$26,230.00
Harris English	T37	67	71	69	70	277	\$26,230.00
Colt Knost	T37	68	70	69	70	277	\$26,230.00
Patrick Rodgers	T37	67	70	70	70	277	\$26,230.00
Russell Knox	T37	69	68	70	70	277	\$26,230.00
Brendan Steele	T37	68	68	70	71	277	\$26,230.00
Aaron Baddeley	T37	66	70	70	71	277	\$26,230.00
J.J. Henry	T44	70	69	70	69	278	\$18,959.00
John Rollins	T44	71	65	74	68	278	\$18,959.00
Ben Curtis	T44	71	68	71	68	278	\$18,959.00
Tom Hoge	T44	70	69	71	68	278	\$18,959.00
Steve Wheatcroft	T44	65	69	71	73	278	\$18,959.00
Robert Garrigus	T49	65	73	72	69	279	\$15,616.00
Mark Hubbard	T49	69	66	76	68	279	\$15,616.00
Michael Putnam	T51	66	64	77	73	280	\$14,445.00
Hudson Swafford	T49	65	73	71	71	280	\$14,445.00
Gonzalo Fdez-Castano	T49	71	67	72	70	280	\$14,445.00
John Merrick	T49	70	69	73	68	280	\$14,445.00
Daniel Berger	T49	65	74	74	67	280	\$14,445.00
Jhonattan Vegas	T56	68	70	70	73	281	\$13,603.00
Roger Sloan	T56	68	70	71	72	281	\$13,603.00
Nick Taylor	T56	71	68	70	72	281	\$13,603.00
Sung Joon Park	T56	71	67	76	67	281	\$13,603.00
Spencer Levin	T56	71	68	75	67	281	\$13,603.00
Rory Sabbatini	T56	73	66	76	66	281	\$13,603.00
Freddie Jacobson	T63	69	70	70	73	282	\$13,054.00
Scott Brown	T63	71	66	73	72	282	\$13,054.00
Andrew Putnam	T63	68	70	73	71	282	\$13,054.00



# FINAL RESULTS

## 2014

Jugador Player	PAR PAR	R1 R1	R2 R2	R3 R3	R4 R4	Total Total	Ganancias USD Earnings USD
D.A. Points	T65	71	66	74	72	283	\$12,627.00
Scott Langley	T65	69	70	74	70	283	\$12,627.00
Retief Goosen	T65	68	71	75	69	283	\$12,627.00
Luke Guthrie	T65	68	71	77	67	283	\$12,627.00
Jay Woodson	T69	72	66	74	72	284	\$12,261.00
Pat Perez	T69	66	73	72	73	284	\$12,261.00
Jason Gore	T71	68	66	79	72	285	\$12,017.00
Brian Stuard	T69	69	70	75	71	285	\$12,017.00
Derek Fathauer	73	68	71	77	71	287	\$11,834.00
Alvaro Quiros	T74	71	68	71	78	288	\$11,651.00
Erik Compton	T74	71	68	74	75	288	\$11,651.00
Patrick Cantlay	76	71	68	76	74	289	\$11,468.00

### CORTE • CUT

Justin Leonard, William McGirt, Alex Prugh, Steven Alker, Jonathan Randolph, Andrew Svoboda, Davis Love III, Justin Hicks, Chad Campbell, Greg Owen, Adam Hadwin, Byron Smith, Carl Pettersson, Bo Van Pelt, Eric Axley Jim Renner, Lucas Glover, Brian Davis, Martin Flores, Angel Cabrera, Andres Romero, Sam Saunders, Tyrone van Aswegen, Garrett Osborn, Roberto Diaz, Carlos Sainz Jr, Jon Curran, Heath Slocum, Brian Harman, Meen Whee Kim, Cameron Smith, Ryan Armour, Camilo Villegas, Cameron Percy, Ben Martin, David Lingmerth, Jon Rahm, Jose de Jesus Rodriguez, Charles Howell III, Manuel Villegas, Cameron Tringale, Eric Dugas, Zack Sucher, Cameron Beckman, Nick Watney, Pdraig Harrington, Mark Wilson, Scott Verplank, Scott Pinckney, Robert Allenby, Mike Weir, Efen Serna-Jr, Gerardo Ruiz, Rodolfo Cazaubon.

### SE RETIRÓ • WITHDRAWN:

Charlie Beljan.

### DESCALIFICADO • DISQUALIFIED:

Dudley Hart.



# FINAL RESULTS

## 2013

Jugador Player	PAR PAR	R1 R1	R2 R2	R3 R3	R4 R4	Total Total	Ganancias USD Earnings USD
Harris English	1	68	62	68	65	263	\$1,080,000.00
Brian Stuard	2	65	70	65	67	267	\$648,000.00
Jason Bohn	T3	67	68	65	68	268	\$312,000.00
Chris Stroud	T3	66	68	66	68	266	\$312,000.00
Rory Sabbatini	T3	68	65	65	70	268	\$312,000.00
Justin Leonard	T6	70	67	65	67	269	\$194,250.00
Justin Hicks	T6	69	67	66	67	269	\$194,250.00
Charles Howell III	T6	67	67	66	69	269	\$194,250.00
Robert Karlsson	T6	63	67	67	72	269	\$194,250.00
Bob Estes	T10	68	69	65	69	271	\$156,000.00
Tim Wilkinson	T10	70	63	71	67	271	\$156,000.00
Will MacKenzie	T12	69	69	69	65	272	\$126,000.00
Freddie Jacobson	T12	70	69	67	66	272	\$126,000.00
Kevin Stadler	T12	67	63	68	74	272	\$126,000.00
Peter Malnati	15	69	69	70	65	273	\$108,000.00
Robert Allenby	T16	70	68	66	70	274	\$84,171.43
Alvaro Quiros	T16	67	70	66	71	274	\$84,171.43
Brendan Steele	T16	70	66	68	70	274	\$84,171.43
Jay McLuen	T16	67	69	69	69	274	\$84,171.43
Jeff Maggert	T16	69	66	69	70	274	\$84,171.43
Pat Perez	T16	66	68	71	69	274	\$84,171.43
Scott Brown	T16	69	66	67	72	274	\$84,171.42
John Huh	T23	70	68	71	66	275	\$49,350.00
Jeff Overton	T23	68	70	70	67	275	\$49,350.00
Wes Roach	T23	67	70	68	70	275	\$49,350.00
J.J. Henry	T23	72	65	70	68	275	\$49,350.00
Chad Collins	T23	69	67	70	69	275	\$49,350.00
Tommy Gainey	T23	71	65	68	71	275	\$49,350.00
Josh Teater	T23	68	73	67	67	275	\$49,350.00
Ryan Moore	T23	67	67	71	70	275	\$49,350.00
Matt Jones	T31	69	69	68	70	276	\$35,580.00
Russell Knox	T31	67	70	68	71	276	\$35,580.00





# FINAL RESULTS

## 2013

Jugador Player	PAR PAR	R1 R1	R2 R2	R3 R3	R4 R4	Total Total	Ganancias USD Earnings USD
James Driscoll	T31	69	68	68	71	276	\$35,580.00
Ben Martin	T31	69	70	68	69	276	\$35,580.00
Charley Hoffman	T31	73	68	68	67	276	\$35,580.00
Michael Putnam	T36	69	69	69	70	277	\$25,833.34
Matt Every	T36	71	67	68	71	277	\$25,833.34
Davis Love III	T36	69	68	68	72	277	\$25,833.34
Tim Petrovic	T36	71	68	70	68	277	\$25,833.33
Camilo Villegas	T36	70	67	67	73	277	\$25,833.33
Erik Compton	T36	67	69	71	70	277	\$25,833.33
Scott Gardiner	T36	70	70	69	68	277	\$25,833.33
Kevin Na	T36	71	70	71	65	277	\$25,833.33
Tim Clark	T36	71	70	63	73	277	\$25,833.33
William McGirt	T45	70	68	74	66	278	\$18,060.00
Joe Durant	T45	70	68	71	69	278	\$18,060.00
Jhonattan Vegas	T45	66	68	71	73	278	\$18,060.00
Brian Gay	T45	70	71	67	70	278	\$18,060.00
Tyrone Van Aswegen	T49	69	69	71	70	279	\$14,660.00
Len Mattiace	T49	69	68	69	73	279	\$14,660.00
Brendon Todd	T49	71	66	70	72	279	\$14,660.00
José Coceres	T49	68	69	72	70	279	\$14,660.00
Morgan Hoffmann	T49	69	71	72	67	279	\$14,660.00
Oscar Fraustro	T49	72	68	69	70	279	\$14,660.00
Spencer Levin	T55	70	68	65	77	280	\$13,560.00
Cameron Beckman	T55	72	67	71	70	280	\$13,560.00
Seung-Yul Noh	T55	69	70	71	70	280	\$13,560.00
Luke Guthrie	T55	71	70	70	69	280	\$13,560.00
Lee Williams	T55	73	68	67	72	280	\$13,560.00
Greg Chalmers	T60	70	70	66	75	281	\$12,960.00
Ben Curtis	T60	72	68	70	71	281	\$12,960.00
Kevin Kisner	T60	65	75	67	74	281	\$12,960.00
Ryan Palmer	T60	70	71	67	73	281	\$12,960.00
Kyle Stanley	T60	73	68	67	73	281	\$12,960.00



# FINAL RESULTS

## 2013

Jugador Player	PAR PAR	R1 R1	R2 R2	R3 R3	R4 R4	Total Total	Ganancias USD Earnings USD
Billy Hurley III	T65	69	69	72	72	282	\$12,420.00
Jamie Lovemark	T65	68	69	70	75	282	\$12,420.00
Lucas Glover	T65	70	70	70	72	282	\$12,420.00
John Senden	T65	73	68	72	69	282	\$12,420.00
Derek Ernst	T69	69	70	72	72	283	\$12,000.00
Tag Ridings	T69	70	69	74	70	283	\$12,000.00
Brian Davis	T69	71	70	71	71	283	\$12,000.00
Richard H. Lee	T72	75	65	72	73	285	\$11,700.00
Martin Flores	T72	69	71	74	71	285	\$11,700.00
Y.E. Yang	74	74	67	70	75	286	\$11,520.00
David Duval	T75	67	73	75	73	288	\$11,340.00
Mike Weir	T75	72	69	72	75	288	\$11,340.00
Darren Clarke	77	71	68	73	78	290	\$11,160.00

### CORTE • CUT

Robert Garrigus, Scott Stallings, Scott Langley, Jim Renner, Andrew Loupe, Brice Garnett , Joe Ogilvie ,Blake Adams, Steve Marino, Briny Baird, Jerry Kelly, Brian Harman, Daniel Summerhays, Esteban Toledo, Dicky Pride, Mark Wilson, Miguel Angel Carballo, Bud Cauley, Heath Slocum, Cameron Tringale , Danny Lee, Alex Prugh, Will Claxton, Brooks Koepka, Hudson Swafford, Stephen Ames, José de Jesús Rodríguez, Trevor Immelman, Kevin Tway, Ricky Barnes, Harrison Frazar, Chesson Hadley, David Lingmerth, Troy Matteson, John Rollins, Scott Verplank, Johnson Wagner, D.H. Lee, Sean O'Hair, James Hahn, Andrew Svoboda, Jordi Garcia Pinto, Steven Bowditch, Alex Aragon, Bobby Gates, Bronson La'Cassie, Roberto Diaz, Edward Loar.

### SE RETIRÓ • WITHDRAWN:

Mark Calcavecchia, Jim Herman, Stuart Appleby, Fred Funk, George McNeill, Scott Piercy, Andres Romero.



# FINAL RESULTS

2012

Jugador Player	PAR PAR	R1 R1	R2 R2	R3 R3	R4 R4	Total Total	Ganancias USD Earnings USD
John Huh	1	67	70	71	63	271	\$ 666,000.00
Robert Allenby	2	69	67	70	65	271	\$399,600.00
Matt Every	T3	67	71	69	66	273	\$214,600.00
Colt Knost	T3	69	71	67	66	273	\$214,600.00
Dicky Pride	T5	68	72	68	66	274	\$129,962.50
Alejandro Canizares	T5	67	72	69	66	274	\$129,962.50
Daniel Summerhays	T5	69	65	67	73	274	\$129,962.50
Chris Stroud	T5	69	66	68	71	274	\$129,962.50
J.J. Henry	T9	72	69	68	67	276	\$99,900.00
Michael Allen	T9	68	71	66	71	276	\$99,900.00
Will Claxton	T9	66	68	71	71	276	\$99,900.00
Rich Beem	T12	70	71	69	67	277	\$74,925.00
Richard S. Johnson	T12	70	66	72	69	277	\$74,925.00
Billy Mayfair	T12	70	68	70	69	277	\$74,925.00
Briny Baird	T12	71	69	67	70	277	\$74,925.00
Vaughn Taylor	T16	71	69	72	66	278	\$46,990.00
Mark D. Anderson	T16	67	72	73	66	278	\$46,990.00
Seung-Yul Noh	T16	68	70	73	67	278	\$46,990.00
Tom Lehman	T16	70	72	70	66	278	\$46,990.00
Stephen Ames	T16	69	70	70	69	278	\$46,990.00
Tim Petrovic	T16	72	72	66	68	278	\$46,990.00
Kevin Stadler	T16	68	68	72	70	278	\$46,990.00
Greg Owen	T16	67	67	73	71	278	\$46,990.00
Charles Howell III	T16	67	71	69	71	278	\$46,990.00
Marc Turnesa	T16	67	72	67	72	278	\$46,990.00
William McGirt	T26	69	72	73	65	279	\$27,935.00
Matt Bettencourt	T26	69	72	72	66	279	\$27,935.00
Chad Campbell	T26	70	71	71	67	279	\$27,935.00
Brian Harman	T26	71	71	65	72	279	\$27,935.00
Johnson Wagner	T30	73	70	71	66	280	\$23,495.00
Sunghoon Kang	T30	68	76	69	67	280	\$23,495.00
Billy Horschel	T30	69	72	70	69	280	\$23,495.00
Russell Knox	T30	74	67	68	71	280	\$23,495.00



# FINAL RESULTS

2012

Jugador Player	PAR PAR	R1 R1	R2 R2	R3 R3	R4 R4	Total Total	Ganancias USD Earnings USD
Patrick Sheehan	T34	70	73	71	67	281	\$19,980.00
Spencer Levin	T34	73	71	69	68	281	\$19,980.00
Esteban Toledo	T34	72	69	71	69	281	\$19,980.00
Steve Wheatcroft	T37	75	70	70	67	282	\$15,170.00
Hunter Haas	T37	68	75	71	68	282	\$15,170.00
Jarrod Lyle	T37	73	69	71	69	282	\$15,170.00
Heath Slocum	T37	73	71	69	69	282	\$15,170.00
John Merrick	T37	71	67	74	70	282	\$15,170.00
Troy Kelly	T37	72	73	68	69	282	\$15,170.00
Garrett Willis	T37	70	72	69	71	282	\$15,170.00
Craig Barlow	T37	71	68	71	72	282	\$15,170.00
Nathan Green	T37	73	69	68	72	282	\$15,170.00
Martin Flores	T46	77	67	73	66	283	\$10,779.34
Michael Thompson	T46	72	72	71	68	283	\$10,779.33
Billy Hurley III	T46	73	71	69	70	283	\$10,779.33
David Hearn	T49	68	73	77	66	284	\$9,040.34
Gary Christian	T49	73	70	73	68	284	\$9,040.34
Fred Funk	T49	73	71	72	68	284	\$9,040.33
Chris Riley	T49	73	72	70	69	284	\$9,040.33
Will MacKenzie	T49	72	73	69	70	284	\$9,040.33
Skip Kendall	T49	71	72	70	71	284	\$9,040.33
John Peterson	T55	73	72	72	68	285	\$8,362.00
Erik Compton	T55	71	69	76	69	285	\$8,362.00
Brian Gay	T55	72	68	74	71	285	\$8,362.00
Tim Herron	T55	70	74	70	71	285	\$8,362.00
José de Jesús Rodríguez	T55	71	73	70	71	285	\$8,362.00
Brandt Jobe	T60	74	70	72	70	286	\$8,066.00
Jerry Kelly	T60	73	71	72	70	286	\$8,066.00
Josh Teater	T60	68	75	71	72	286	\$8,066.00
Gavin Coles	T63	71	71	76	70	288	\$7,733.00
José Maria Olazabal	T63	72	72	74	70	288	\$7,733.00
Brett Wetterich	T63	71	72	73	72	288	\$7,733.00
Robert Damron	T63	73	72	71	72	288	\$7,733.00



# FINAL RESULTS

## 2012

Jugador Player	PAR PAR	R1 R1	R2 R2	R3 R3	R4 R4	Total Total	Ganancias USD Earnings USD
Cameron Beckman	T63	72	71	71	74	288	\$7,733.00
Edward Loar	T63	69	74	68	77	288	\$7,733.00
Charley Hoffman	T69	75	70	72	72	289	\$7,437.00
Paul Stankowski	T69	72	70	74	73	289	\$7,437.00
Charlie Beljan	T71	73	67	79	71	290	\$7,289.00
Boo Weekley	T71	75	69	76	70	290	\$7,289.00
Stephen Gangluff	T73	70	75	71	76	292	\$7,141.00
Kirk Triplett	T73	73	71	69	79	292	\$7,141.00
Garth Mulroy	75	71	74	76	72	293	\$7,030.00

### CORTE • CUT

Jhonattan Vegas, Steve Flesch, José Manuel Lara, Ben Curtis, Joe Durant, Kent Jones, Richard H. Lee, Jon McLean, Harrison Frazar, Shane Bertsch, Miguel Angel Carballo, Russell Surber, Shaun Micheel, Peter Lonard, Frank Lickliter, John Cook, Joe Ogilvie, Kevin Tway, Kyle Reifers, J.J. Killeen, Lee Janzen, Armando Favela, Kyle Thompson, Oscar Fraustro, Kevin Kisner, Thomas Aiken, Matt Jones, Steven Bowditch, Marco Dawson, Robert Gamez, Jason Gore, Alejandro Muñoz, Matt McQuillan, J.P. Hayes, Rory Sabbatini, Roberto Castro, Greg Norman, Scott Brown, Scott McCarron, Woody Austin, Todd Hamilton, Chad Collins, Mark Hensby, Brian Bateman, Tommy Biershenk, Alexandre Rocha, Oscar Serna, David Duval, José Trauwitz, Mike Weir, David Hutsell, Daniel Chopra, Zack Miller.

### SE RETIRÓ • WITHDRAWN:

Nick Price, Roland Thatcher, Scott Dunlap, Danny Lee.



# FINAL RESULTS

## 2011

Jugador Player	PAR PAR	R1 R1	R2 R2	R3 R3	R4 R4	Total Total	Ganancias USD Earnings USD
Johnson Wagner	1	69	66	65	67	267	\$ 666,000.00
Spencer Levin	2	68	67	67	65	267	\$ 399,600.00
John Cook	3	70	68	66	66	270	\$ 251,600.00
Chris Stroud	4	68	63	70	70	271	\$ 177,600.00
Briny Baird	T5	67	70	66	69	272	\$ 121,175.00
Bobby Gates	T5	70	68	64	70	272	\$ 121,175.00
Brian Gay	T5	69	68	67	68	272	\$ 121,175.00
Jarred Lyle	T5	69	66	67	70	272	\$ 121,175.00
Rory Sabbatini	T5	69	69	68	66	272	\$ 121,175.00
David Toms	T5	66	70	69	67	272	\$ 121,175.00
Kent Jones	11	67	68	69	69	273	\$ 92,500.00
Cameron Beckman	12	67	70	66	71	274	\$ 85,100.00
Billy Horschel	T13	70	65	70	70	275	\$ 65,366.67
Tom Lehman	T13	70	70	66	69	275	\$ 65,666.67
Kyle Stanley	T13	66	71	69	69	275	\$ 65,366.67
Brett Wetterich	T13	69	68	69	69	275	\$ 65,366.67
Charles Howell III	T13	68	69	67	71	275	\$ 65,666.66
Jeff Quinney	T13	71	67	65	72	275	\$ 65,366.66
Jason Bohn	T19	72	68	65	71	276	\$ 37,777.00
Tommy Gainey	T19	68	68	68	72	276	\$ 37,777.00
J.J. Henry	T19	69	69	67	71	276	\$ 37,777.00
Fredrik Jacobson	T19	68	67	70	71	276	\$ 37,777.00
Sunghoon Kang	T19	67	67	69	73	276	\$ 37,777.00
Scott McCarron	T19	69	68	68	71	276	\$ 37,777.00
William McGirt	T19	68	67	69	72	276	\$ 37,777.00
Cameron Percy	T19	68	66	70	72	276	\$ 37,777.00
Tom Pernice Jr.	T19	69	68	67	72	276	\$ 37,777.00
Jhonattan Vegas	T19	74	65	70	67	276	\$ 37,777.00
Tim Herron	T29	71	71	65	70	277	\$ 23,525.84
José Manuel Lara	T29	72	70	64	71	277	\$ 23,525.84
Colt Knost	T29	71	68	67	71	277	\$ 23,525.83
Steve Lowery	T29	72	65	68	72	277	\$ 23,525.83
Joe Ogilvie	T29	71	70	68	68	277	\$ 23,525.83

# FINAL RESULTS

2011

Jugador Player	PAR PAR	R1 R1	R2 R2	R3 R3	R4 R4	Total Total	Ganancias USD Earnings USD
Scott Verplank	T29	74	67	64	72	277	\$ 23,525.83
Alejandro Cañizares	T35	74	67	66	71	278	\$ 17,649.29
David Hearn	T35	69	70	69	70	278	\$ 17,649.29
Mark Hensby	T35	66	70	70	72	278	\$ 17,649.29
Boo Weekley	T35	72	66	70	70	278	\$ 17,649.29
Scott Gutschewski	T35	70	68	67	73	278	\$ 17,649.28
Richard S. Johnson	T35	68	71	74	65	278	\$ 17,469.28
Nick O'Hern	T35	70	69	70	69	278	\$ 17,469.28
D.J. Brigman	T42	70	71	67	71	279	\$ 13,690.00
Chad Collins	T42	72	68	68	71	279	\$ 13,690.00
Chris Riley	T42	70	67	71	71	279	\$ 13,690.00
Craig Barlow	T45	71	68	71	70	280	\$ 10,833.60
Jonathan Kaye	T45	72	68	70	70	280	\$ 10,833.60
George McNeill	T45	73	67	66	74	280	\$ 10,833.60
John Merrick	T45	68	70	65	77	280	\$ 10,833.60
Zack Miller	T45	73	64	69	74	280	\$ 10,833.60
Robert Gamez	T50	69	68	71	73	281	\$ 8,855.34
Kirk Triplett	T50	69	73	67	72	281	\$ 8,855.34
Fabian Gomez	T50	69	71	72	69	281	\$ 8,855.33
Jim Herman	T50	71	71	69	70	281	\$ 8,855.33
Jerry Kelly	T50	69	69	67	76	281	\$ 8,855.33
Alexandre Rocha	T50	67	74	69	71	281	\$ 8,855.33
Michael Allen	T56	71	69	70	72	282	\$ 8,399.00
Will MacKenzie	T56	71	69	69	73	282	\$ 8,399.00
Shane Bertsch	T58	70	70	71	72	283	\$ 8,140.00
Andres Gonzales	T58	66	72	67	78	283	\$ 8,140.00
David Mathis	T58	68	70	69	76	283	\$ 8,140.00
Billy Mayfair	T58	73	66	72	72	283	\$ 8,140.00
Jim Renner	T58	72	69	71	71	283	\$ 8,140.00
Rod Pampling	T63	70	70	72	72	284	\$ 7,881.00
Nate Smith	T63	69	73	70	72	284	\$ 7,881.00
Steven Bowditch	T65	71	68	73	73	285	\$ 7,733.00
Joséph Bramlett	T65	69	69	72	75	285	\$ 7,733.00



# FINAL RESULTS

2011

Jugador Player	PAR PAR	R1 R1	R2 R2	R3 R3	R4 R4	Total Total	Ganancias USD Earnings USD
Scott Gordon	T67	73	66	71	76	286	\$ 7,511.00
Justin Hicks	T67	72	69	70	75	286	\$ 7,511.00
Chris Tidland	T67	67	74	71	74	286	\$ 7,511.00
Charles Warren	T67	73	68	72	73	286	\$ 7,511.00
Woody Austin	T71	71	70	72	74	287	\$ 7,252.00
Kevin Chappell	T71	72	69	72	74	287	\$ 7,252.00
Jason Gore	T71	70	71	70	76	287	\$ 7,252.00
Nathan Green	T74	73	69	71	75	288	\$ 7,067.00
Kevin Stadler	T74	68	66	71	83	288	\$ 7,067.00

## CORTE • CUT

Federico Garcia, Lee Janzen, Bio Kim, Aron Price, Esteban Toledo, Omar Uresti, Duffy Waldorf, Joe Affrunti, Chad Campbell, Todd Hamilton, Jeff Maggert, Len Mattiace, Will Strickler, Michael Thompson, Peter Tomasulo, Garrett Willis, Aaron Baddeley, Tomas Cocha, Fred Funk, Frank Lickliter II, John Mallinger, Jesper Parnevik, Carl Paulson, Scott Piercy, Dicky Pride, Ted Purdy, Tag Ridings, Oscar Serna, Scott Stallings, Paul Stankowski, Marc Turnesa, Jay Williamson, Joe Durant, Brad Faxon, Michael Letzig, Carl Pettersson, James Driscoll, Carlos Franco, Skip Kendall, Kevin Kisner, Chris Smith, Josh Teater, Chris Baryla, John Daly, Matt McQuillan, José de Jesús Rodríguez, Mike Small, John Huston, Andres Romero, Santiago Luna, Martin Piller, Brett Quigley, Michael Sim, Jon McLean, Drew Stoltz, Iñigo Urquiza, Efen Serna Jr.



# FINAL RESULTS

2010

Jugador Player	PAR PAR	R1 R1	R2 R2	R3 R3	R4 R4	Total Total	Ganancias USD Earnings USD
Cameron Beckman	1	65	68	69	67	269	\$ 648,000.00
Joe Durant	T2	64	66	69	72	271	\$ 316,800.00
Brian Stuard	T2	67	67	71	66	271	\$ 316,800.00
Briny Baird	T4	65	70	69	68	272	\$ 135,720.00
Chad Collins	T4	67	68	67	70	272	\$ 135,720.00
J.P. Hayes	T4	65	67	69	71	272	\$ 135,720.00
Richard S. Johnson	T4	68	71	68	65	272	\$ 135,720.00
Skip Kendall	T4	70	69	69	64	272	\$ 135,720.00
Jarrold Lyle	T9	65	72	69	67	273	\$ 100,800.00
Kevin Stadler	T9	69	67	67	70	273	\$ 100,800.00
Charles Warren	T11	67	69	65	73	274	\$ 86,400.00
Matt Weibring	T11	69	67	68	70	274	\$ 86,400.00
Mark Hensby	T13	67	68	71	69	275	\$67,500.00
Ted Purdy	T13	69	69	67	70	275	\$67,500.00
Chris Riley	T13	68	68	70	69	275	\$67,500.00
Heath Slocum	T13	68	69	67	71	275	\$67,500.00
Glen Day	T17	70	68	68	70	276	\$54,000.00
Shaun Micheel	T17	68	68	70	70	276	\$54,000.00
Mike Small	T17	73	68	68	67	276	\$54,000.00
K.J. Choi	T20	67	70	69	71	277	\$43,440.00
Charles Howell III	T20	68	71	66	72	277	\$43,440.00
Jeff Maggert	T20	66	70	71	70	277	\$43,440.00
Marco Dawson	T23	69	71	70	68	278	\$32,040.00
Tim Herron	T23	70	71	66	71	278	\$32,040.00
Billy Mayfair	T23	72	65	71	70	278	\$32,040.00
Tom Pernice Jr.	T23	66	68	71	73	278	\$32,040.00
Fran Quinn	T23	72	67	70	69	278	\$32,040.00
Michael Connell	T28	70	67	70	72	279	\$22,440.00
Todd Hamilton	T28	71	68	69	71	279	\$22,440.00
Jerry Kelly	T28	68	72	69	70	279	\$22,440.00
Spencer Levin	T28	69	69	70	71	279	\$22,440.00
Frank Lickliter II	T28	72	68	70	69	279	\$22,440.00
Shigeki Maruyama	T28	66	71	73	69	279	\$22,440.00



# FINAL RESULTS

2010

Jugador Player	PAR PAR	R1 R1	R2 R2	R3 R3	R4 R4	Total Total	Ganancias USD Earnings USD
Vance Veazey	T28	71	66	71	71	279	\$22,440.00
Dean Wilson	T28	67	71	70	71	279	\$ 22,440.00
Mark Wilson	T28	71	69	70	69	279	\$ 22,440.00
Mark Brooks	T37	69	70	71	70	280	\$ 16,920.00
John Morse	T37	70	68	71	71	280	\$ 16,920.00
Chris Tidland	T37	67	69	72	72	280	\$ 16,920.00
Matt Bettencourt	T40	71	68	69	73	281	\$ 12,960.00
Erik Compton	T40	67	72	73	69	281	\$ 12,960.00
Brendan de Jonge	T40	70	68	67	76	281	\$ 12,960.00
Thomas Levet	T40	66	70	69	76	281	\$ 12,960.00
J.L. Lewis	T40	71	69	70	71	281	\$ 12,960.00
Santiago Luna	T40	71	70	68	72	281	\$ 12,960.00
Chris Stroud	T40	69	71	71	70	281	\$ 12,960.00
Jay Williamson	T40	67	71	73	70	281	\$ 12,960.00
Kirk Triplett	T48	71	69	68	74	282	\$ 8,948.58
Michael Clark II	T48	70	70	71	71	282	\$ 8,948.57
Jason Gore	T48	66	71	68	77	282	\$ 8,948.57
J.J. Henry	T48	70	69	69	74	282	\$ 8,948.57
John Merrick	T48	68	72	70	72	282	\$ 8,948.57
Steve Wheatcroft	T48	67	70	71	74	282	\$ 8,948.57
Garrett Willis	T48	69	69	74	70	282	\$ 8,948.57
Craig Bowden	T55	68	70	71	74	283	\$ 8,172.00
Brad Faxon	T55	71	68	71	73	283	\$ 8,172.00
Paul Stankowski	T55	71	68	71	73	283	\$ 8,172.00
Boo Weekley	T55	67	72	71	73	283	\$ 8,172.00
Kris Blanks	T59	72	69	71	72	284	\$ 7,956.00
Alejandro Cañizares	T59	69	69	73	73	284	\$ 7,956.00
David Lutterus	T61	72	68	75	70	285	\$ 7,812.00
Chris Wilson	T61	70	70	72	73	285	\$ 7,812.00
Justin Bolli	T63	73	68	68	77	286	\$ 7,596.00
Greg Kraft	T63	69	70	76	71	286	\$ 7,596.00
Joe Ogilvie	T63	69	70	75	72	286	\$ 7,596.00
Roger Tambellini	T63	70	69	68	79	286	\$ 7,596.00



# FINAL RESULTS

## 2010

Jugador Player	PAR PAR	R1 R1	R2 R2	R3 R3	R4 R4	Total Total	Ganancias USD Earnings USD
Jim Carter	T67	70	70	74	73	287	\$ 7,308.00
John Daly	T67	68	69	69	81	287	\$ 7,308.00
Jonathan Kaye	T67	70	70	72	75	287	\$ 7,308.00
Carl Pettersson	T67	70	71	73	73	287	\$ 7,308.00
Craig Barlow	T71	70	69	78	71	288	\$ 7,056.00
Mark Calcavecchia	T71	68	72	73	75	288	\$ 7,056.00
Jerod Turner	T71	70	70	70	78	288	\$ 7,056.00
Robin Freeman	74	70	71	77	72	290	\$ 6,912.00
Spike McRoy	75	73	67	75	76	291	\$ 6,840.00

### CORTE • CUT

Robert Damron, Nick Dougherty, Steve Elkington, Jim McGovern, Andrew McLardy, Dicky Pride, Chris Smith, Kyle Stanley, Omar Uresti, Blake Adams, Graham DeLaet, Brent Delahoussaye, Mathias Gronberg, Kevin Johnson, Cliff Kresge, Josh Teater, Henrik Bjornstad, Carlos Franco, Robert Gamez, Jeff Gove, José Trauwitz, Grant Waite, Rich Barcelo, Ben Fox, Pablo Martin, Jorge Campillo, Robert Garrigus, Derek Lamely, Pedro Oriol, Esteban Toledo, Stuart Appleby, Chris Baryla, Brian Bateman, Bobby Clampett, Troy Merritt, Brenden Pappas, Phil Tataurangi, Tim Wilkinson, Guy Boros, Tom Byrum, Harrison Frazar, Len Mattiace, David Duval, James Nitties, Aron Price, Jay Delsing, Garth Mulroy, Eric Axley, Alejandro Quiroz, Guillermo Davila.

### SE RETIRÓ • WITHDRAWN:

Cameron Percy, Lance Ten Broeck, Chris DiMarco, John Huston.

### DESCALIFICADO • DISQUALIFIED:

Matt Every.



# FINAL RESULTS

## 2009

Jugador Player	PAR PAR	R1 R1	R2 R2	R3 R3	R4 R4	Total Total	Ganancias USD Earnings USD
Mark Wilson	1	66	64	69	68	267	\$ 648,000.00
J.J. Henry	2	66	66	69	68	269	\$ 388,800.00
Heath Slocum	T3	68	69	66	67	270	\$ 208,800.00
Kevin Streelman	T3	67	71	68	64	270	\$ 208,800.00
Kevin Na	5	68	62	72	70	272	\$ 144,000.00
Rich Beem	T6	70	66	72	65	273	\$ 105,171.43
Jerry Kelly	T6	70	69	66	68	273	\$ 105,171.43
Jarrod Lyle	T6	65	71	66	71	273	\$ 105,171.43
James Nitties	T6	69	66	69	69	273	\$ 105,171.43
Aron Price	T6	69	70	68	66	273	\$ 105,171.43
David Toms	T6	70	67	70	66	273	\$ 105,171.43
Briny Baird	T6	67	66	67	73	273	\$ 105,171.42
José Manuel Lara	T13	70	66	69	69	274	\$ 72,000.00
Ted Purdy	T13	69	70	68	67	274	\$ 72,000.00
Cameron Beckman	T15	66	69	68	72	275	\$ 57,600.00
Glen Day	T15	72	70	64	69	275	\$ 57,600.00
Brendan de Jonge	T15	69	70	69	67	275	\$ 57,600.00
Corey Pavin	T15	67	68	69	71	275	\$ 57,600.00
Scott Verplank	T15	67	71	65	72	275	\$ 57,600.00
Harrison Frazar	T20	70	70	67	70	277	\$ 36,315.00
Brian Gay	T20	68	70	71	68	277	\$ 36,315.00
Steve Marino	T20	70	68	69	70	277	\$ 36,315.00
Nick O'Hern	T20	72	70	68	67	277	\$ 36,315.00
Greg Owen	T20	67	71	65	74	277	\$ 36,315.00
Scott Piercy	T20	66	69	69	73	277	\$ 36,315.00
Kevin Stadler	T20	70	72	66	69	277	\$ 36,315.00
Y.E. Yang	T20	69	70	69	69	277	\$ 36,315.00
Notah Begay III	T28	68	70	71	69	278	\$ 21,960.00
Jason Day	T28	68	71	72	67	278	\$ 21,960.00
Jason Dufner	T28	68	69	70	71	278	\$ 21,960.00
Joe Durant	T28	72	67	70	69	278	\$ 21,960.00
Dudley Hart	T28	67	71	72	68	278	\$ 21,960.00
Shigeki Maruyama	T28	67	72	66	73	278	\$ 21,960.00

# FINAL RESULTS

2009

Jugador Player	PAR PAR	R1 R1	R2 R2	R3 R3	R4 R4	Total Total	Ganancias USD Earnings USD
John Merrick	T28	68	68	70	72	278	\$ 21,960.00
Chris Riley	T28	65	68	69	76	278	\$ 21,960.00
Bo Van Pelt	T28	63	69	67	79	278	\$ 21,960.00
Gary Woodland	T28	69	72	63	74	278	\$ 21,960.00
Bill Haas	T38	73	65	74	67	279	\$ 14,400.00
Charles Howell III	T38	68	72	69	70	279	\$ 14,400.00
Kent Jones	T38	70	72	66	71	279	\$ 14,400.00
José de Jesús Rodríguez	T38	70	69	70	70	279	\$ 14,400.00
Scott Sterling	T38	67	71	68	73	279	\$ 14,400.00
Vaughn Taylor	T38	69	69	72	69	279	\$ 14,400.00
Tim Wilkinson	T38	70	67	69	73	279	\$ 14,400.00
Dean Wilson	T38	68	71	67	73	279	\$ 14,400.00
Peter Lonard	T46	69	69	73	69	280	\$ 10,488.00
Patrick Sheehan	T46	69	69	72	70	280	\$ 10,488.00
Jay Williamson	T46	69	70	71	70	280	\$ 10,488.00
Mark Brooks	T49	68	74	67	72	281	\$ 8,658.00
Chad Campbell	T49	71	66	69	75	281	\$ 8,658.00
Brian Davis	T49	70	70	70	71	281	\$ 8,658.00
Gonzalo Fdez.-Castaño	T49	73	66	74	68	281	\$ 8,658.00
John Huston	T49	67	70	70	74	281	\$ 8,658.00
Tom Lehman	T49	70	68	70	73	281	\$ 8,658.00
Chez Reavie	T49	70	70	69	72	281	\$ 8,658.00
Tag Ridings	T49	72	69	71	69	281	\$ 8,658.00
Billy Andrade	T57	69	71	69	73	282	\$ 8,064.00
Jesper Parnevik	T57	73	69	71	69	282	\$ 8,064.00
Brett Quigley	T57	70	72	73	67	282	\$ 8,064.00
Colt Knost	T60	75	66	72	70	283	\$ 7,884.00
Chris Stroud	T60	68	71	71	73	283	\$ 7,884.00
Ricky Barnes	T62	70	72	71	71	284	\$ 7,704.00
Greg Chalmers	T62	67	70	78	69	284	\$ 7,704.00
Omar Uresti	T62	76	66	72	70	284	\$ 7,704.00
Chris DiMarco	T65	69	70	74	72	285	\$ 7,344.00
J.P. Hayes	T65	66	75	73	71	285	\$ 7,344.00



# FINAL RESULTS

2009

Jugador Player	PAR PAR	R1 R1	R2 R2	R3 R3	R4 R4	Total Total	Ganancias USD Earnings USD
John Rollins	T65	72	70	71	72	285	\$ 7,344.00
Esteban Toledo	T65	72	67	72	74	285	\$ 7,344.00
Peter Tomasulo	T65	69	72	69	75	285	\$ 7,344.00
James Vargas	T65	72	70	69	74	285	\$ 7,344.00
Aaron Watkins	T65	69	71	72	73	285	\$ 7,344.00
Bryce Molder	T72	72	69	73	72	286	\$ 7,020.00
Dicky Pride	T72	72	68	68	78	286	\$ 7,020.00
Michael Letzig	74	69	70	74	74	287	\$ 6,912.00
David Mathis	75	70	71	76	71	288	\$ 6,840.00
Olin Browne	T76	69	72	74	75	290	\$ 6,732.00
Casey Wittenberg	T76	69	72	75	74	290	\$ 6,732.00
Nathan Green	78	72	68	79	77	296	\$ 6,624.00

## CORTE • CUT

José Coceres, Wil Collins, Ben Fox, Carlos Franco, Matt Jones, Leif Olson, D.A. Points, Paul Goydos, Scott Gutschewski, Fredrik Jacobson, Pablo Larrazabal, Spencer Levin, Frank Licklitter II, Bill Lunde, Bob Tway, Charles Warren, Tommy Gainey, Tom Gillis, Bob Heintz, Lee Janzen, Cliff Kresge, Derek Lamely, Joe Ogilvie, Garrett Willis, Tyler Aldridge, Steve Allan, Robert Damron, Marco Dawson, Mathias Gronberg, Marc Leishman, Santiago Luna, Brendon Todd, James Driscoll, Martin Laird, George McNeill, James Oh, Darron Stiles, Roland Thatcher, Brian Vranesh, Kris Blanks, Derek Fathauer, Scott Hebert, Robert Gamez, Rick Price, Michael Thompson, Arjun Atwal, Matthew Borchert, Jimmy Walker, Matt Weibring, Mauricio Azcue.

## SE RETIRÓ • WITHDRAWN:

Richard S. Johnson, Jason Gore, Alex Cejka, Troy Kelly.



# FINAL RESULTS

2008

Jugador Player	PAR PAR	R1 R1	R2 R2	R3 R3	R4 R4	Total Total	Ganancias USD Earnings USD
Brian Gay	1	66	67	62	69	264	\$ 630,000.00
Steve Marino	2	67	69	64	66	266	\$ 378,000.00
John Merrick	T3	64	68	69	67	268	\$ 203,000.00
Matt Kuchar	T3	68	69	64	67	268	\$ 203,000.00
Cliff Kresge	5	68	71	64	66	269	\$ 140,000.00
Patrick Sheehan	6	71	67	67	65	270	\$ 126,000.00
Tim Petrovic	T7	67	71	67	66	271	\$ 112,875.00
Peter Lonard	T7	68	71	64	68	271	\$ 112,875.00
Nick Flanagan	T9	75	66	68	64	273	\$ 98,000.00
Roland Thatcher	T9	71	73	61	68	273	\$ 98,000.00
Esteban Toledo	11	70	69	63	72	274	\$ 87,500.00
Briny Baird	T12	68	73	68	66	275	\$ 64,500.00
Corey Pavin	T12	72	68	67	68	275	\$ 64,500.00
Paul Stankowski	T12	71	72	64	68	275	\$ 64,500.00
Bob May	T12	69	71	67	68	275	\$ 64,500.00
Joe Durant	T12	71	69	66	69	275	\$ 64,500.00
Chris Stroud	T12	68	71	66	70	275	\$ 64,500.00
Joe Ogilvie	T12	70	71	64	70	275	\$ 64,500.00
Kenneth Ferrie	T19	65	72	72	67	276	\$ 45,500.00
Alex Cejka	T19	70	73	68	65	276	\$ 45,500.00
Greg Kraft	T19	67	72	67	70	276	\$ 45,500.00
Matt Jones	T22	67	72	70	68	277	\$ 32,491.67
Chris Riley	T22	72	68	69	68	277	\$ 32,491.67
Larry Mize	T22	65	74	69	69	277	\$ 32,491.67
Robert Damron	T22	65	75	67	70	277	\$ 32,491.67
Michael Sim	T22	69	69	68	71	277	\$ 32,491.66
Tim Herron	T22	70	70	64	73	277	\$ 32,491.66
Alvaro Quiros	T28	68	73	68	69	278	\$ 22,290.63
Steve Allan	T28	71	72	69	66	278	\$ 22,290.63
Joey Sindelar	T28	70	74	64	70	278	\$ 22,290.63
Neal Lancaster	T28	70	70	68	70	278	\$ 22,290.63
David Lutterus	T28	65	69	73	71	278	\$ 22,290.62
Tim Wilkinson	T28	67	76	70	65	278	\$ 22,290.62



# FINAL RESULTS

2008

Jugador Player	PAR PAR	R1 R1	R2 R2	R3 R3	R4 R4	Total Total	Ganancias USD Earnings USD
Kevin Streelman	T28	69	70	67	72	278	\$ 22,290.62
Craig Kanada	T28	67	73	66	72	278	\$ 22,290.62
Brad Adamonis	T36	68	71	72	68	279	\$ 16,129.17
Colt Knost	T36	70	70	69	70	279	\$ 16,129.17
Dean Wilson	T36	67	75	67	70	279	\$ 16,129.17
Jim McGovern	T36	72	72	68	67	279	\$ 16,129.17
Ron Whittaker	T36	68	73	67	71	279	\$ 16,129.16
Scott Sterling	T36	70	69	68	72	279	\$ 16,129.16
Parker McLachlin	T42	67	74	69	70	280	\$ 11,900.00
Marco Dawson	T42	72	71	69	68	280	\$ 11,900.00
Shigeki Maruyama	T42	69	68	71	72	280	\$ 11,900.00
Cameron Beckman	T42	67	71	75	67	280	\$ 11,900.00
Nick Price	T42	70	68	68	74	280	\$ 11,900.00
Michael Letzig	T42	71	73	71	65	280	\$ 11,900.00
Richard S. Johnson	T48	70	70	70	71	281	\$ 8,796.67
Justin Bolli	T48	68	74	70	69	281	\$ 8,796.67
Jay Williamson	T48	69	74	70	68	281	\$ 8,796.67
Doug LaBelle II	T48	70	71	73	67	281	\$ 8,796.67
Kevin Stadler	T48	67	73	74	67	281	\$ 8,796.66
Alejandro Cañizares	T48	71	73	70	67	281	\$ 8,796.66
Tommy Gainey	T54	66	74	73	69	282	\$ 8,085.00
Glen Day	T54	70	73	70	69	282	\$ 8,085.00
Mark Brooks	T56	71	71	70	71	283	\$ 7,875.00
Jin Park	T56	69	75	68	71	283	\$ 7,875.00
Gavin Coles	T56	70	73	70	70	283	\$ 7,875.00
Len Mattiace	T56	70	74	70	69	283	\$ 7,875.00
John Daly	T60	66	73	71	74	284	\$ 7,630.00
Chez Reavie	T60	70	73	68	73	284	\$ 7,630.00
Scott Piercy	T60	72	71	71	70	284	\$ 7,630.00
Fred Funk	T63	73	71	66	75	285	\$ 7,420.00
Jesper Parnevik	T63	72	71	70	72	285	\$ 7,420.00
Brad Elder	T63	69	71	75	70	285	\$ 7,420.00
Jon Mills	T66	73	71	70	72	286	\$ 7,210.00





# FINAL RESULTS

## 2008

Jugador Player	PAR PAR	R1 R1	R2 R2	R3 R3	R4 R4	Total Total	Ganancias USD Earnings USD
John Morse	T66	71	72	72	71	286	\$ 7,210.00
Harrison Frazar	T66	71	72	73	70	286	\$ 7,210.00
José Coceres	T69	67	74	72	74	287	\$ 7,035.00
Jimmy Walker	T69	72	69	73	73	287	\$ 7,035.00
Jason Dufner	T71	70	73	69	77	289	\$ 6,895.00
Marc Turnesa	T71	72	72	70	75	289	\$ 6,895.00
Brett Rumford	73	71	73	77	71	292	\$ 6,790.00
Martin Laird	74	68	73	74	80	295	\$ 6,720.00
Bob Burns	75	74	70	74	81	299	\$ 6,650.00

### CORTE • CUT

Tom Byrum, Paul Claxton, Carlos Franco, Bob Heintz, Andrew Magee, Phil Tataurangi, Nicholas Thompson, Omar Uresti, Garrett Willis, Olin Browne, Jay Delsing, Todd Demsey, John Huston, Jonathan Kaye, Skip Kendall, Brian Kontak, Travis Perkins, Warren Pineo, Tom Scherrer, Guy Boros, Chad Collins, Jeff Gave, Daisuke Maruyam, Brenden Pappas, John Riegger, Chip Sullivan, Kyle Thompson, Y.E. Yang, Andrew Buckle, Dan Forsman, Robert Gamez, Mike Heinen, Lee Janzen, J.T. Kohut, Robert Floyd, Cody Freeman, Greg Norman, Ryan Palmer, Bob Sowards, Bob Tway, Kris Cox, Brent Geiberger, Santiago Luna, Pablo Martin, Shaun Micheel, Ted Purdy, José de Jesús Rodriguez, Chris Smith, David Oh, Dicky Pride, Kent Jones, Dave Rummells, Bubba Watson, Jim Gallagher Jr., Jason Allred, James Driscoll.

### DESCALIFICADO • DISQUALIFIED:

Gonzalo Fernandez-Castaño.



# FINAL RESULTS

## 2007

Jugador Player	PAR PAR	R1 R1	R2 R2	R3 R3	R4 R4	Total Total	Ganancias USD Earnings USD
Fred Funk	1	62	69	64	71	266	\$ 630,000.00
José Coceres	2	67	65	65	69	266	\$ 378,000.00
Peter Lonard	3	65	68	67	67	267	\$ 238,000.00
Ryan Armour	4	68	65	69	66	268	\$ 168,000.00
Bill Haas	5	66	66	70	67	269	\$ 140,000.00
Boo Weekley	6	64	67	70	69	270	\$ 126,000.00
Cameron Beckman	7	64	67	69	71	271	\$ 117,250.00
Steve Marino	8	68	68	69	67	272	\$ 108,500.00
Skip Kendall	T9	69	69	63	72	273	\$ 91,000.00
Larry Mize	T9	71	66	71	65	273	\$ 91,000.00
Gavin Coles	T9	69	66	70	68	273	\$ 91,000.00
Brendan De Jonge	T9	69	71	68	65	273	\$ 91,000.00
Mark Brooks	T13	69	65	68	72	274	\$ 63,700.00
Jeff Sluman	T13	67	70	69	68	274	\$ 63,700.00
Pat Perez	T13	71	69	65	69	274	\$ 63,700.00
Alejandro Cañizares	T13	68	68	69	69	274	\$ 63,700.00
Kevin Stadler	T13	66	69	71	68	274	\$ 63,700.00
Steve Elkington	T18	69	71	69	66	275	\$ 41,125.00
Bob Tway	T18	71	63	69	72	275	\$ 41,125.00
Paul Stankowski	T18	70	68	68	69	275	\$ 41,125.00
Chris Riley	T18	69	66	71	69	275	\$ 41,125.00
Paul Gow	T18	68	68	72	67	275	\$ 41,125.00
Joe Ogilvie	T18	72	66	68	69	275	\$ 41,125.00
Matt Kuchar	T18	71	68	70	66	275	\$ 41,125.00
Parker McLachlin	T18	69	68	69	69	275	\$ 41,125.00
John Cook	T26	68	66	73	69	276	\$ 25,900.00
Craig Kanada	T26	67	68	71	70	276	\$ 25,900.00
Jerry Kelly	T26	68	69	71	68	276	\$ 25,900.00
Doug LaBelle II	T26	70	67	67	72	276	\$ 25,900.00
Fabrizio Zanotti	T26	71	63	70	72	276	\$ 25,900.00
Jim Rutledge	T31	69	71	67	70	277	\$ 21,218.75
Brian Bateman	T31	71	67	67	72	277	\$ 21,218.75
Tim Herron	T31	70	68	69	70	277	\$ 21,218.75

# FINAL RESULTS

2007

Jugador Player	PAR PAR	R1 R1	R2 R2	R3 R3	R4 R4	Total Total	Ganancias USD Earnings USD
Ryuji Imada	T31	70	66	72	69	277	\$ 21,218.75
Tommy Armour III	T35	69	66	73	70	278	\$ 16,887.50
Brent Geiberger	T35	73	62	70	73	278	\$ 16,887.50
Jesper Parnevik	T35	69	67	73	69	278	\$ 16,887.50
Daisuke Maruyama	T35	71	67	70	70	278	\$ 16,887.50
Jarrod Lyle	T35	72	65	71	70	278	\$ 16,887.50
Michael Putnam	T35	66	68	72	72	278	\$ 16,887.50
Mark Calcavecchia	T41	70	69	74	66	279	\$ 12,250.00
Esteban Toledo	T41	66	70	72	71	279	\$ 12,250.00
Danny Ellis	T41	72	67	74	66	279	\$ 12,250.00
Brian Gay	T41	65	67	70	77	279	\$ 12,250.00
Darron Stiles	T41	70	67	66	76	279	\$ 12,250.00
Nathan Green	T41	72	65	70	72	279	\$ 12,250.00
Scott Gutschewski	T41	66	69	72	72	279	\$ 12,250.00
Dudley Hart	T48	68	69	72	71	280	\$ 8,700.00
Tripp Isenhour	T48	68	70	70	72	280	\$ 8,700.00
Anders Hansen	T48	69	71	68	72	280	\$ 8,700.00
Ted Purdy	T48	67	71	71	71	280	\$ 8,700.00
Bubba Dickerson	T48	68	67	70	75	280	\$ 8,700.00
Brandt Snedeker	T48	72	68	69	71	280	\$ 8,700.00
John Merrick	T48	64	69	73	74	280	\$ 8,700.00
Scott Gump	T55	71	69	69	72	281	\$ 7,805.00
Dicky Pride	T55	69	71	68	73	281	\$ 7,805.00
Steve Allan	T55	72	67	72	70	281	\$ 7,805.00
Jason Schultz	T55	69	70	69	73	281	\$ 7,805.00
Vaughn Taylor	T55	65	71	73	72	281	\$ 7,805.00
Michael Boyd	T55	67	72	69	73	281	\$ 7,805.00
B.J. Staten	T55	70	68	72	71	281	\$ 7,805.00
Steve Wheatcroft	T55	68	68	71	74	281	\$ 7,805.00
Briny Baird	T63	70	67	71	74	282	\$ 7,455.00
Graeme McDowell	T63	67	70	72	73	282	\$ 7,455.00
Pablo Martin	T63	70	69	70	73	282	\$ 7,455.00
Robert Gamez	T66	69	69	70	75	283	\$ 7,245.00



# FINAL RESULTS

2007

Jugador Player	PAR PAR	R1 R1	R2 R2	R3 R3	R4 R4	Total Total	Ganancias USD Earnings USD
Bob Heintz	T66	70	67	73	73	283	\$ 7,245.00
Mark Wilson	T66	74	66	69	74	283	\$ 7,245.00
D.J. Brigman	T66	67	69	71	76	283	\$ 7,245.00
Glen Day	T70	67	69	77	71	284	\$ 7,035.00
Vance Veazey	T70	71	69	70	74	284	\$ 7,035.00
John Huston	T72	67	69	71	78	285	\$ 6,860.00
Neal Lancaster	T72	69	68	74	74	285	\$ 6,860.00
George McNeill	T72	64	70	75	76	285	\$ 6,860.00
Chris Tidland	75	72	67	72	75	286	\$ 6,720.00
Steve Jones	76	68	68	72	79	287	\$ 6,650.00
Grant Waite	77	71	69	72	76	288	\$ 6,580.00
Michael Allen	78	71	69	73	76	289	\$ 6,510.00

## CORTE • CUT

Tom Byrum, Gary Hallberg, Willie Wood, Wes Short Jr., Greg Owen, Wei-Tze Yeh, Scott Piercy, Richard S. Johnson, J.B. Holmes, Jeff Overton, Guy Boros, Ron Philo Jr., Alex Cejka, Arjun Atwal, Harrison Frazar, Jaco Van Zyl, Ronnie Black, Lee Janzen, Bob Burns, John Morse, Michael Clark II, Charlie Wi, Craig Lile, Tag Ridings, Rich Barcelo, Matt Hendrix, Chris Stroud, Michael Bradley, Jerry Smith, Omar Uresti, Tom Johnson, Carlos Franco, Kyle Reifers, Chris Smith, Craig Bowden, Mike Heinen, Angel Franco, Thomas Levet, Robert Damron, Paul Sheehan, Bryce Molder, Stuart Deane, Andrew Buckle, Blaine McCallister, Dennis Paulson, Tim O'Neal, Efrén Serna Espinoza, Nolan Henke, Brian Henninger, Tom Kalinowski, Daniel DeLeon, Jay Delsing, Joel Edwards, Len Mattiace, David Gossett, Keith Clearwater, Jeff Brehaut, Mike Hulbert, Mike Standly, Marco Dawson, Alejandro Quiroz.

## SE RETIRÓ • WITHDRAWN:

Shigeki Maruyama, Garrett Willis, Kelly Gibson, Lon Hinkle, José Manuel Lara.



**TOP 50** LÍDERES DE GANANCIAS EN MAYAKOBA  
CAREER MONEY LEADERS IN MAYAKOBA

Pos	PLAYER	EVENTS	Earnings (USD)	Pos	PLAYER	EVENTS	Earnings (USD)
1	Viktor Hovland	4	2,592,000	26	Shawn Stefani	6	810,792
2	Pat Perez	10	1,916,137	27	Fred Funk	7	787,632
3	Matt Kuchar	6	1,749,991	28	Scott Piercy	11	761,033
4	Carlos Ortiz	8	1,710,780	29	Vaughn Taylor	8	711,465
5	Harris English	8	1,682,374	30	Emiliano Grillo	6	711,060
6	Brendon Todd	6	1,674,260	31	Mark Wilson	8	706,499
7	Danny Lee	8	1,452,384	32	Justin Thomas	3	697,165
8	Russell Knox	9	1,386,479	33	Kevin Streelman	9	681,910
9	Patton Kizzire	6	1,383,348	34	Billy Horschel	7	678,336
10	Brian Stuard	9	1,307,247	35	J.J. Spaun	6	659,428
11	Graeme McDowell	8	1,287,704	36	Scott Brown	8	623,666
12	Charles Howell III	13	1,170,236	37	Steve Marino	7	622,777
13	Charley Hoffman	10	1,161,969	38	Si Woo Kim	5	622,405
14	Jason Bohn	6	1,125,152	39	Spencer Levin	8	621,036
15	Aaron Wise	6	1,076,020	40	J.J. Henry	8	618,784
16	Brian Gay	11	1,075,517	41	Chez Reavie	9	579,190
17	John Huh	9	1,054,038	42	Rory Sabbatini	11	566,955
18	Adam Long	3	1,039,080	43	Tony Finau	6	527,467
19	Cameron Beckman	9	993,998	44	Briny Baird	7	508,946
20	Brice Garnett	8	976,560	45	Harold Varner III	6	499,588
21	Johnson Wagner	8	976,121	46	Robert Allenby	4	496,357
22	Rickie Fowler	4	903,240	47	Tom Hoge	7	488,227
23	Chris Stroud	13	877,592	48	Joel Dahmen	5	462,942
24	Abraham Ancer	7	845,100	49	Richy Werenski	4	461,464
25	Gary Woodland	6	838,255	50	Scottie Scheffler	2	459,000



**NÚMEROS IMPORTANTES**  
**IMPORTANT NUMBERS**

**OFICINA DEL TORNEO**  
**TOURNAMENT OFFICE**

**World Wide Technology Championship**  
**at Mayakoba Hoyo 7 • Hole 7**

Carretera Federal Chetumal - Puerto Juárez km. 298, Playa del Carmen, Quintana Roo, México C.P. 77710.  
Tel.: + 52 (984) 206-4652

**OFICINA DE REGLAS DE PGA TOUR**  
**PGA TOUR RULES OFFICE**

Tel.: + 52 (984) 206-4649

**CAMPO DE GOLF**  
**GOLF COURSE**

**Mayakoba - Club de Golf El Camaleón**  
Tel.: + 52 (984) 206-4653

**HOTELES SEDE**  
**HOST HOTELS**

Carretera Federal Chetumal - Puerto Juárez km. 298, Playa del Carmen, Quintana Roo, México C.P. 77710.

**Banyan Tree Mayakoba**  
Tel.: + 52 (984) 877-3688

**Rosewood Mayakoba**  
Tel.: + 52 (984) 875-8000

**Andaz Mayakoba**  
Tel.: + 52 (984) 149-1234

**Fairmont Mayakoba**  
Tel.: + 52 (984) 206-3000

**HOTELES PARTICIPANTES**  
**PARTICIPANT HOTELS**

**Wyndham Garden**  
Lote 5 y 6 Mza 29, Condominio Playacar  
Playa del Carmen, Quintana Roo,  
México C.P. 77713  
Tel.: + 52 (984) 206-3434

**Ocean Riviera Paradise**  
Prolongación 5ta. Avenida,  
Playa del Carmen, Quintana Roo,  
México C.P. 77710  
Tel.: + 52 (984) 159-1800



# ORGANIZACIÓN DEL TORNEO TOURNAMENT MANAGEMENT



## DIRECTOR DEL TORNEO TOURNAMENT DIRECTOR

Joe Mazzeo • jmazzeo@mayakoba.com

## GERENTE DEL TORNEO TOURNAMENT MANAGER

Melina Díaz • mdiaz@mayakoba.com

## GERENTE DE ALIANZAS CORPORATIVAS MANAGER OF CORPORATE ALLIANCES

Roberto Molina • rmolina@mayakoba.com

## GERENTE DE OPERACIONES OPERATIONS CO-MANAGER

Javier Campero • jcampero@mayakoba.com

## GERENTE DE OPERACIONES OPERATIONS CO-MANAGER

Roberto Cardona • rcardona@mayakoba.com

## GERENTE DE VOLUNTARIOS Y PROYECTOS ESPECIALES MANAGER OF VOLUNTEERS AND SPECIAL PROJECTS

Claudia Ramos • cramos@mayakoba.com

## COORDINADORA DE SERVICIO AL CLIENTE CLIENT SERVICES COORDINATOR

Gabriela Hurtado • ghurtado@mayakoba.com

## ASISTENTE DE TORNEO + RECEPCIONISTA TOURNAMENT ASSISTANT + RECEPTIONIST

Georgina Contreras • gcontreras@mayakoba.com

## VICEPRESIDENTE EJECUTIVO, WASSERMAN EVENTS EXECUTIVE VICE PRESIDENT, WASSERMAN EVENTS

Taylor Ives • tives@teamwass.com

## DIRECTOR DE MEDIOS MEDIA DIRECTOR

Lee Patterson • medios@mayakoba.com

## GERENTE DE COMUNICACIÓN Y MERCADOTECNIA MANAGER OF COMMUNICATIONS AND MARKETING

Verónica Muller • vmuller@mayakoba.com

## COORDINADOR DE TRANSPORTE TRANSPORTATION COORDINATOR

César Saldivar • csaldivar@mayakoba.com

## GERENTE DE CUENTAS CLAVE KEY RELATIONSHIP MANAGER

John Jones • jjones@mayakoba.com

## COORDINADORA DE PATROCINIOS SPONSORSHIP COORDINATOR

Maria Fernanda Bado • mbado@mayakoba.com

## COORDINADORA VIP + ASISTENTE EJECUTIVO VIP COORDINATOR + EXECUTIVE ASSISTANT

Sarah Loyo • sloyo@mayakoba.com

## COORDINADORA ADMINISTRATIVA ADMINISTRATIVE COORDINATOR

Sandra Pérez • sperez@mayakoba.com



Official Event

ENJOY  
#WWTATMAYAKOBA  
IN THE PALM  
OF YOUR HAND



FOLLOW US

f @ @WWTATMAYAKOBA

WWTCHAMPIONSHIPATMAYAKOBA.COM



Championship at **mayakoba**



Official Event

